

RANGE ROVER SPORT



ABOVE & BEYOND





BY APPOINTMENT TO
HM THE QUEEN
MANUFACTURERS OF
MOTOR VEHICLES
JAGUAR LAND ROVER LIMITED
COVENTRY



BY APPOINTMENT TO
HRH THE DUKE OF EDINBURGH
MANUFACTURERS OF
MOTOR VEHICLES
JAGUAR LAND ROVER LIMITED
COVENTRY



BY APPOINTMENT TO
HRH THE PRINCE OF WALES
MANUFACTURERS OF
MOTOR VEHICLES
JAGUAR LAND ROVER LIMITED
COVENTRY



ABOVE & BEYOND

Ever since the first Land Rover vehicle was conceived in 1947, we have built vehicles that challenge what is possible. These in turn have challenged their owners to explore new territories and conquer difficult terrains. Our vehicles epitomise the values of the designers and engineers who have created them. Each one instilled with iconic British design cues, delivering capability with composure. Which is how we continue to break new ground, defy conventions and encourage each other to go further. Land Rover truly enables you to make more of your world, to go above and beyond.







RANGE ROVER SPORT

Range Rover Sport is undoubtedly our most dynamic SUV ever. Performance and capability are exceptional; and a range of advanced technologies deliver an assured, confident driving experience. With sportier design cues and a powerful, muscular stance, this is a vehicle designed for impact.

CONTENTS

INTRODUCTION

Introducing Range Rover Sport 6

DESIGN

Exterior 11

Interior 13

PERFORMANCE AND CAPABILITY

Plug-in Hybrid Electric Vehicle 14

Engines and Transmission 18

Legendary Breadth of Capability 23

TECHNOLOGY

Infotainment 27

Connectivity 28

Audio 32

Driver Assistance 34

Efficient Technologies 40

SAFETY

Safe and Secure 42

Lighting Technology 45

VERSATILITY

Truly Flexible 46

Business 48

Leisure 49

Towing 51

RANGE ROVER SPORT SVR

Performance and Design 53

Interior 54

SPECIFICATIONS

Choose Your Model 56

Choose Your Engine 66

Choose Your Exterior 68

Choose Your Wheels 76

Choose Your Interior 78

Choose Your Options and Land Rover Gear 84

Technical Details 90

WORLD OF LAND ROVER

92

YOUR PEACE OF MIND

95

Vehicle shown is Autobiography with Dynamic Pack in Firenze Red with optional features fitted (market dependent).

Vehicles shown are from the Land Rover global range. Specifications, options and availability will vary between markets and should be verified with your local Land Rover Retailer. CO₂ and fuel economy figures may vary according to wheel fitment and optional extras fitted.

INTRODUCTION

INTRODUCING RANGE ROVER SPORT

A muscular, powerfully planted stance and distinctive rearward sloping roof endow this vehicle with a truly sporting character. A dynamic look completed by the sleek wrap-around LED headlights and Animated Directional Indicators.

Exceptional on-road performance and all-terrain capabilities elevate this vehicle into a class of its own. Exuding confidence, its sporty design is complemented by truly responsive driving dynamics and seamlessly integrated technology. With a wide range of engines and a light aluminium monocoque body, it delivers a fast, refined performance.

The efficient Plug-in Hybrid Electric Vehicle (PHEV) adds the benefits of a whisper quiet electrified powertrain to these capabilities, creating a Range Rover Sport more relevant than ever to motoring today and in the future.

Whilst the level of technology, including the Touch Pro Duo infotainment system, 12,3" Interactive Driver Display and full colour Head-up Display delivers an even more luxurious and engaging driving experience.

LIGHTING TECHNOLOGY

All-round exterior LED lighting is standard. Designed to last the lifetime of the vehicle, LED lights are more energy-efficient and the quality of light produced is closer to daylight conditions, so driving at night becomes less tiring. Innovative Pixel-laser LED headlights provide the ultimate option and give the vehicle even greater presence. See page 45.

SEAMLESSLY INTEGRATED TECHNOLOGY

Touch Pro Duo has two 10" high-definition Touchscreens to ensure you stay connected and entertained. This is complemented by the 12,3" Interactive Driver Display with configurable touch steering wheel controls and our optional second generation full colour Head-up Display. See page 27.

PERFORMANCE

A range of potent powertrains deliver breathtaking performance. The second-generation 5,0 litre V8 Supercharged Petrol engine offers an improved output of 525PS and an even more powerful 575PS in SVR. See pages 19-20.

DRIVING DYNAMICS

The lightweight all-aluminium body helps deliver an unrivalled balance of agility, handling and refinement. A suite of precision-engineered technologies includes Dynamic Response and Electronic Active Differential with Torque Vectoring by Braking. See page 24.

COMPOSED TOWING

A towing capacity of up to 3.500kg, together with a choice of optional towing features – including an electrically deployable tow bar and Advanced Tow Assist – ensure Range Rover Sport can handle the most demanding tasks. See page 51.

Features and their availability may differ by vehicle specification and market. For full feature and option availability please refer to the accompanying Specification and Price Guide or visit your local Land Rover Retailer.

Vehicle shown is Autobiography with Dynamic Pack in Firenze Red with optional features fitted (market dependent).

INTERIOR LUXURY

The meticulously designed, contemporary interior comes with enhanced comfort and wellbeing through optional Four-zone Climate Control and Cabin Air Ionisation. Semi-Aniline leather on Autobiography with Dynamic Pack provides even greater levels of luxury. See page 13.

DRIVER FOCUSED COCKPIT

Designed around the driver, the signature cockpit feel of the front row seating is complemented by a range of intuitively placed features. These include the uncluttered console with CommandShift 2 and gearshift paddles on the steering wheel. See page 13.



INTELLIGENT VERSATILITY

Innovative design features include flexible stowage options such as the additional upper glovebox, the front centre console refrigerator compartment, flexible 5 + 2 seating and a range of charging options including up to 5 x USB ports, 4 x 12V power sockets, and 2 x domestic plug sockets. See pages 46-49.

SUPREME ALL-TERRAIN CAPABILITY

Intelligent AWD systems and a range of standard and optional all-terrain technologies including electronic air suspension, Terrain Response 2 and twin-speed transfer box with electronic centre differential, ensure an exceptional off-road performance. See pages 23-25.

RANGE ROVER SPORT PLUG-IN HYBRID ELECTRIC VEHICLE

Capability, performance and cutting-edge technologies are at the heart of every Land Rover. Taking our vehicles into the future, electric power now propels us into an exciting new era. Our first ever Plug-in Hybrid Electric Vehicle (PHEV), is driven by our most innovative powertrain yet; an advanced Ingenium petrol engine and electric motor combine to give an output of 404PS and deliver 0-100km/h in 6,7 seconds, together with CO₂ emissions from 71g/km. With a full electric charge, it has a range of up to 48km. Drivers can select from two driving modes to best suit their needs. See pages 14-17 for details.

Parallel Hybrid mode (the default driving mode) – combined petrol and electric drive. When in Parallel Hybrid mode, the driver can optimise battery charge or fuel economy by utilising two alternative charge management functions:

SAVE function – prevents the battery charge dropping below the level which has been selected

Predictive Energy Optimisation (PEO) function – by entering a destination in the Navigation system the driver enables the feature, which utilises altitude data for the route selected to intelligently switch between the electric motor and petrol engine to maximise fuel economy

EV (Electric Vehicle) mode – full electric drive¹.

In addition to the benefits described above, an increasing number of major cities are introducing vehicle restrictions and charges from which drivers of PHEV vehicles could be exempt.

¹Parallel Hybrid mode will be automatically re-engaged should the driver require more power and torque than is available, or the battery charge drops to an insufficient level to maintain progress.

Fuel economy data shown is from the NEDC2 test cycle.

Rear loadspace capacity is reduced on P400e models, please see page 47 for more detail.

Features and their availability may differ by vehicle specification and market. For full feature and option availability please refer to the accompanying Specification and Price Guide or visit your local Land Rover Retailer.

Vehicle shown is Autobiography with Dynamic Pack and Bright Pack in Fuji White with optional features fitted (market dependent).



CABIN PRECONDITIONING

You can pre-heat or, uniquely to PHEV, pre-cool the cabin before you get into the vehicle without starting the engine, making life that bit more comfortable.

See page 15.

48KM EV RANGE

PHEV is fully capable of managing most city commutes in full Electric Vehicle (EV) mode, with a range of up to 48km. See page 14.

EASY OVERNIGHT CHARGING

PHEV can fully charge from a domestic electricity supply in as little as 7,5 hours² so it's ideally suited to charging at home overnight, enabling emissions free commuting for up to 48km. See page 14.

CHARGING SOLUTIONS

A full charge can be achieved in as little as 2,75 hours² at home using the accessory Universal charging cable and 32 amp industrial type socket, or dedicated wall box. In addition, a range of charging points can be used at offices and other designated public places. See page 14.

REFINED DRIVE

Our quietest Range Rover Sport yet, PHEV delivers a virtually silent drive in full EV mode. PHEV ensures seamless transition between the petrol engine and electric motor, delivering optimal refinement. See page 15.

NO COMPROMISE ON CAPABILITY AND PERFORMANCE

PHEV is precise and uncompromising. It is fully capable of handling off-road situations such as wading and rock crawl. Its on-road performance is equally remarkable, delivering an impressive 0-100km/h in 6,7 seconds through a combination of electric motor and petrol engine. See page 15.

INCONTROL CONNECTIVITY

With the Protect and Remote Premium features, a range of functions are available through your smartphone device, from enabling the driver to view charge status, to remote operation of the vehicle's climate systems. See page 16.

SEAMLESS DESIGN

Integrating the charging port into the front grille, provides easy connection without compromising the vehicle's dynamic design. See page 14.



²Charging times will vary by market, power supply and charging solution. Please refer to landrover.com for further information.



DESIGN

EXTERIOR

Muscular and perfectly proportioned, Range Rover Sport is designed to command attention wherever you take it. With its distinctive silhouette, rearward sloping roof and continuous waistline, Range Rover DNA is unmistakable throughout; its presence more formidable than ever. Every aspect of the vehicle has been designed with precision for immediate impact; its lower, sportier stance is enhanced by the revised front and rear bumpers with integrated exhaust finishers¹.

A cleaner, more dynamic design, there's a contemporary feel everywhere you look, from the Range Rover Sport grille, bonnet vents and fender vents to the refined, yet sporty wheel options such as 22" 9 split-spoke with Dark Grey Diamond Turned finish. A dramatic, modern feel is completed by the wrap-around LED headlights with front and rear Animated Directional Indicators². This powerful, athletic vehicle is now more compelling than ever.



¹Engine dependent. ²Animated Directional Indicators standard with Matrix LED, Pixel LED and Pixel-laser LED headlights.

Vehicle shown is Autobiography with Dynamic Pack in Firenze Red with Ebony/Vintage Tan interior with optional features fitted (market dependent).

Features and their availability may differ by vehicle specification and market. For full feature and option availability please refer to the online configurator or visit your local Land Rover Retailer.



INTERIOR

Luxurious, supremely comfortable and exceptionally functional, Range Rover Sport is a driver's vehicle through and through. The signature cockpit has been extensively reimagined; every element meticulously designed and beautifully executed. Intuitive controls include the CommandShift 2 gear lever providing the option of manual gear shifting and flush touch-sensitive steering wheel switches.

The sense of luxury and innovation is reinforced by the revolutionary Touch Pro Duo technology, which incorporates two 10" Touchscreens as standard. The finest materials combine seamlessly with dynamic sports detailing such as the optional Extended Carbon Fibre veneer. The centrepiece is the bold intersection between the sportier horizontal elements of the instrument panel and the vertical lines of the centre console. While the overall cleaner design is complemented by the enhanced optional Configurable Ambient Interior Lighting with a striking graphic light running the length of the console and the uncluttered feel is maintained by flexible stowage solutions such as the additional upper glovebox.

The distinctive Sports Command Driving Position elevates the driver to provide a heightened sense of confidence and control, giving sweeping views over the road ahead. The seats can be specified in the finest Semi-Aniline leather with a Cut Diamond pattern in contemporary colourways – including Ebony Vintage Tan and Ebony Eclipse – to ensure this vehicle looks and feels as good as it drives.



Interior shown is Autobiography with Dynamic Pack in Ebony/Vintage Tan with optional features fitted (market dependent).

Features and their availability may differ by vehicle specification and market. For full feature and option availability please refer to the online configurator or visit your local Land Rover Retailer.

PLUG-IN HYBRID ELECTRIC VEHICLE



Designed and engineered for an increasingly carbon conscious world, our Plug-in Hybrid Electric Vehicle (PHEV), the P400e, delivers a dynamic driving experience with exceptional Range Rover Sport capability both on and off-road.

P400e uses the combination of an advanced 2,0 litre 300PS Si4 Ingenium petrol engine supported by a high capacity 105kW electric motor to deliver a combined output of 404PS and CO₂ emissions from 71g/km. The electric motor can either supply its power in parallel with the engine, or drive the vehicle in the manually selectable Electric Vehicle (EV) mode. The large 13kWh capacity battery gives the vehicle an all-electric range of up to 48km from a full charge with zero CO₂ tailpipe emissions.

The P400e powertrain has been integrated seamlessly into the vehicle's design. The charging point is discreetly located in the front grille, which makes connection to a power supply both convenient and easy while lending itself to routine overnight home charging.

The battery can be fully charged in as little as 7,5 hours¹ using the home charging cable supplied as standard. When rapid charging, a full charge can be achieved in as little as 2,75 hours¹ at home using a dedicated wall box or 32 amp industrial type socket, or at a range of public charging points using a public charging cable. For charging away from home, the cable can be stored in the vehicle's loadspace using a purpose designed storage case and retention system.

¹Charging times will vary by market, power supply and charging solution.

Fuel economy data shown is from the NEDC2 test cycle.

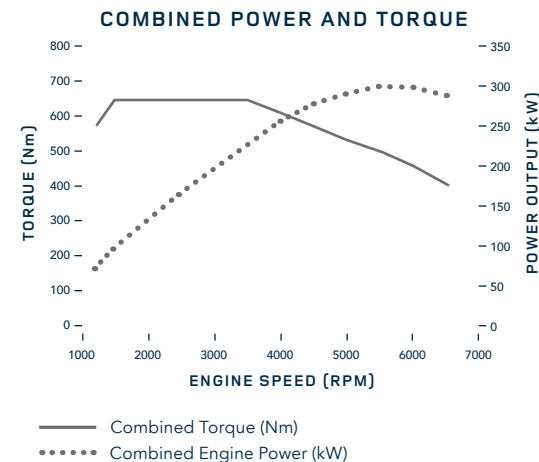
Please refer to landrover.com for further information. Rear loadspace capacity is reduced on P400e models, please see page 47 for more detail. Vehicle shown is Autobiography with Dynamic Pack and Bright Pack in Fuji White with optional features fitted (market dependent).

The P400e delivers an exceptionally refined experience. The electric motor can produce its maximum torque from standstill and delivers a virtually silent drive. If engine torque is required, the system uses the Integrated Starter Generator (ISG) for virtually instant starting, enabling engine torque to be perfectly blended with electric motor torque, smoothly delivering the driver's demand using the hybrid integrated transmission.

Off-road capabilities are uncompromised and in some circumstances enhanced. Unlike any other plug-in hybrid vehicle, P400e matches the 850mm wading depth² of Range Rover Sport fitted with a conventional engine and the additional torque provided by the electric motor at low speed is an advantage in a variety of off-road situations.

The combination of the instant torque from the electric motor with that from the highly efficient direct injection petrol engine delivers a torque profile normally associated with large capacity petrol or diesel engines providing performance that takes it from 0-100km/h in less than 6,7 seconds with a top speed of 220km/h.

For extra convenience, the vehicle can be defrosted whilst charging and journeys can begin with the cabin pre-conditioned to a comfortable temperature. The supplementary heater and air conditioning compressor – both powered by the high voltage battery – will pre-cool or pre-warm the vehicle without the requirement to start the engine when charging, or from the battery alone if sufficient charge is available.



²Wading is only available when engine is engaged.

Vehicles shown are from the Land Rover global range. Specifications, options and availability will vary between markets and should be verified with your local Land Rover Retailer.



PLUG-IN HYBRID ELECTRIC VEHICLE

In Parallel Hybrid mode (the default driving mode), the electric motor supplies its power in parallel with the engine. There is a seamless transition between the 105kW electric motor and the Si4 Ingenium petrol engine as the system smoothly starts the engine and then blends electric motor and petrol engine power together using the hybrid integrated transmission. Intelligent battery management, which charges the battery through regenerative braking and even when the vehicle is coasting, ensures P400e always has sufficient charge to provide 404PS power output to deliver seamlessly impressive performance when required.

When in the default driving mode (Parallel Hybrid) the driver can optimise fuel economy or battery charge by utilising one of two alternative charge management functions:

SAVE function – manually selected through the Touchscreen, SAVE function prevents the battery charge dropping below the level which has been selected. This allows the driver to provision for quiet, zero-emission travel at a later point in the journey. The vehicle will only use the electric motor if the battery has received a charge over and above the saved level through regenerative braking.

Predictive Energy Optimisation (PEO) function – entering a destination in the vehicle's navigation system will automatically engage the PEO function. By utilising altitude data for the chosen route, PEO intelligently switches between the electric motor and petrol engine to maximise fuel economy throughout the journey.

In addition to operating as a parallel hybrid, the large capacity battery enables the driver to operate the vehicle in **EV (Electric Vehicle)** mode – manually selected by a button on the console, EV mode enables the vehicle to run solely on the electric motor using the energy stored in the battery, the ideal solution for quiet, zero-emission journeys. The system will introduce the petrol engine should the driver require more power than is available through the electric motor alone, or if the battery charge drops to an insufficient level to maintain progress.

Operation of the P400e is further enhanced through specific functionality within Remote Premium (an InControl feature, see page 30). This enables the driver to use a smartphone to view key data such as charge status as well as operating the climate functions and controlling the charging time.

COMBINED PETROL ENGINE AND ELECTRIC MOTOR

POWER (PS)	TORQUE (NM)	ACCELERATION 0-100KM/H (SECONDS)	TOP SPEED (KM/H)
404	640	6,7	220

- 1** 105KW ELECTRIC MOTOR

PHEV features a high power 105kW permanent magnet synchronous electric motor to deliver power effortlessly.
- 2** INTEGRATED HYBRID AUTOMATIC TRANSMISSION

A seamless transition from EV to internal combustion engine (ICE) is delivered via the hybrid integrated transmission.
- 3** 2,0 LITRE INGENIUM ENGINE


Developed and engineered by Jaguar Land Rover, our aluminium 2,0 litre 300PS Si4 Ingenium Petrol engine is lighter and more efficient than predecessors.
- 4** 13KWH HIGH VOLTAGE BATTERY

The large capacity battery gives the vehicle an all-electric range of up to 48km from a full charge with zero CO₂ tailpipe emissions.
- 5** 7KW ON-BOARD CHARGER

The powerful 7kW on-board charger can deliver a full battery charge in as little as 2,75 hours dependent on charging station capability.
- 6** INTEGRATED STARTER GENERATOR

The Integrated Starter Generator (ISG) delivers an exceptionally refined starting of the petrol engine when required.
- 7** REGENERATIVE BRAKING

Regenerative braking uses the electric motor to harvest kinetic energy whilst braking, converting it to electrical energy that is used to recharge the high voltage battery.



EV SYSTEM

EV RANGE (KM)*	CHARGER CAPACITY (KW)	BATTERY CAPACITY (KWH)	EV TOP SPEED (KM/H)
51	7	13	137

The fuel economy of the P400e will vary significantly dependent on the journey length between charges from an external source. For city commuting and short journeys starting with a fully charged battery and used within its EV range, the P400e will require almost no fuel. For longer journeys, and journeys starting without a fully charged battery, fuel consumption is up to 10,9l/100km with a range of up to 720 kilometers.

ENGINES AND TRANSMISSION

From power and sheer driving pleasure to fuel economy and refinement, there is a range of engines available for Range Rover Sport and each has been optimised for specific attributes to cater for all needs. All engines are equipped with Stop/Start technology and smart regenerative charging (except P400e); this feature prioritises the charging of the battery when the vehicle is decelerating to capture wasted kinetic energy and reduce fuel consumption for maximum economy, especially during urban driving. Ingenium technology underpins the 4-cylinder engines in the Range Rover Sport range. These low friction, all-aluminium engines have stiff cylinder blocks and twin balancer shafts to ensure inherently low levels of vibration, for smooth day-to-day performance.

8-SPEED AUTOMATIC TRANSMISSION

All engines in Range Rover Sport are coupled with an 8-speed Automatic Transmission. With eight closely spaced ratios, the transmission ensures that you are always in the optimum gear, maximising fuel efficiency and acceleration. Gear changes are almost imperceptible and shift schedules intelligently adapt to your driving style.



DIESEL ENGINES

SDV6

The 3,0 litre V6 Twin Turbocharged Diesel engine is available in two power outputs. It produces 249PS and 600Nm of torque, or 306PS and 700Nm of torque and is ideal for higher power and torque demand usage with exceptional driveability.

- The innovative parallel sequential twin turbochargers – a concept pioneered by Jaguar Land Rover – features a ceramic ball bearing on the primary turbo to reduce friction for maximum throttle response.
- A switchable coolant pump and two-stage oil pump are used for optimal thermal energy management, improving operating efficiency.
- The piezo common rail fuel injection system enables precise control of the amount of fuel injected creating a uniform mixture for more efficient combustion and less emissions.
- The engine utilises these technologies to offer premium refinement and performance.

SDV8

The 4,4 litre V8 Twin Turbocharged Diesel offers top of the range performance with 339PS and a staggering 740Nm of torque between 1.750-2.250rpm.

- Helical and tangential inlet ports for low speed swirl and high gas flow, with combustion chambers optimised for emissions performance.
- 2000 bar common rail fuel injection with Gen 3 Piezo injectors.
- Compounded Graphite Iron Block with optimised thin wall section and aluminium alloy heads.
- Twin overhead camshafts and 4 valves per cylinder.

	POWER (PS)	TORQUE (NM)	ACCELERATION 0-100KM/H (SECONDS)	TOP SPEED (KM/H)	CAPACITY (CC)
SDV6	249	600	7,9	209	2.993
SDV6	306	700	7,1	209 (225*)	2.993
SDV8	339	740	7,2	209 (225*)	4.367

*Only available on 5 seat Dynamic Pack models.

PETROL ENGINES

Si4

The high performance Ingenium 300PS, 400Nm 2,0 litre 4-cylinder Turbocharged Petrol engine features upgrades to the boosting system.

- Delivering a peak torque of 400Nm between 1.500-4.000rpm.
- The uprated turbocharger features a high flow compressor wheel delivering 26 percent more air, enabling a peak power output of 300PS.
- The twin-scroll turbocharger features ceramic ball-bearings which reduces friction and improves transient response.

V8 SUPERCHARGED 525PS

With 525PS and 625Nm of torque the 5,0 litre V8 Supercharged Petrol engine provides stunning performance for ultimate dynamism and driver engagement.

- The V8 has a compact and lightweight all-aluminium design, with impressively low levels of internal friction.
- The engine has been optimised around a state-of-the-art Bosch engine management system. This features high-pressure direct injection with a centrally mounted, multi-hole, spray-guided injection system.
- Fitted with a sixth generation, Twin Vortex System (TVS) supercharger, the engine offers superior thermodynamic efficiency and extremely refined noise levels. The supercharger fully utilises the additional capacity of the 5,0 litre engine, generating a torque profile that delivers outstanding levels of power in a linear and engaging manner.
- The result is an impressively powerful yet refined drivetrain that delivers on both sporting excitement and luxurious refinement whenever required.

V8 SUPERCHARGED 575PS

Exclusive to SVR the 5,0 litre Supercharged V8 Petrol engine has been uprated to deliver 575PS and 700Nm of torque.

This is enabled by a recalibration of the engine and its management system to increase maximum available boost pressure. Maximum torque is delivered at 3.500-5.000rpm.

Refer to V8 Supercharged Petrol engine for full details.

	POWER (PS)	TORQUE (NM)	ACCELERATION 0-100KM/H (SECONDS)	TOP SPEED (KM/H)	CAPACITY (CC)
Si4	300	400	7,3	201	1.997
V8 Supercharged	525	625	5,3	225 (250)*	5.000
V8 Supercharged	575	700	4,5	283	5.000





LEGENDARY BREADTH OF CAPABILITY

The Range Rover Sport continues to offer outstanding capability on and off-road, with permanent All Wheel Drive (AWD) and Land Rover's revolutionary Terrain Response system as standard which means this capability can be harnessed by all drivers, expert and inexperienced alike. This extraordinary capability can be extended to suit individual requirements with a range of additional, optional all-terrain technologies.

ELECTRONIC AIR SUSPENSION

A sure-footed, composed drive is completed by the latest electronic air suspension provided as standard, which provides exceptional wheel articulation and poise. It changes the vehicle's height quickly, allowing cross-linking of the diagonal wheels to keep all four wheels on the ground on very uneven surfaces. Added to which, it makes loading heavy objects into the boot easier as you can lower the vehicle's rear suspension height by up to 50mm to suit your needs. These functions can be operated via the 10" Touchscreen, a button in the loadspace area or remotely via the key fob.

The Speed Lowering system uses the electronic air suspension to reduce aerodynamic drag and fuel consumption at cruising speeds by lowering the vehicle by 15mm from normal ride height when the speed reaches 105km/h.

TWIN-SPEED TRANSFER BOX WITH ELECTRONIC CENTRE DIFFERENTIAL

An additional set of lower gears can prove invaluable in challenging conditions such as steep inclines or declines, off-road driving or when towing. The optional twin-speed transfer box system gives you precise speed and control in such instances. The heart of the twin-speed system is the electronic centre differential that offers a 50:50 torque split between front and rear axles with the ability to pre-emptively lock the axles before slip commences.



TERRAIN RESPONSE

When you manually select Land Rover's unique standard Terrain Response system, it sets the vehicle up optimally to match the demands of the terrain, by adapting the responses of the vehicle's engine, gearbox, differentials and chassis systems. There are five manual Terrain Response settings: Comfort, Grass/Gravel/Snow, Mud and Ruts, Sand, and ECO Mode.

TERRAIN RESPONSE 2

Terrain Response 2 is an option that takes the capabilities of the award-winning system to a new level. This features an automatic setting which monitors the current driving conditions and systematically selects the most suitable terrain setting. It also includes additional Rock Crawl Mode. An additional setting is available when **Terrain Response 2 with Dynamic Program** is specified. Dynamic Program tunes the suspension to deliver even tighter body control with flatter handling and sharper responses. You can manually override the system should you wish.



ADAPTIVE DYNAMICS

Adaptive Dynamics¹ makes the miles go by virtually unnoticed. The system monitors vehicle movements up to 500 times a second, reacting to driver or road inputs almost instantaneously to give greater control and minimise body movement ensuring a composed, flat ride. The system even senses off-road conditions, and optimises damping accordingly so driver and passengers arrive at their destination refreshed and relaxed.

CONFIGURABLE DYNAMICS

To enhance either refinement and comfort or the vehicle's performance, the Configurable Dynamics² function allows you to configure Range Rover Sport's throttle mapping, gearbox shift points, steering settings and suspension to suit your particular driving needs.

ELECTRONIC ACTIVE DIFFERENTIAL WITH TORQUE VECTORING BY BRAKING



The Torque Vectoring by Braking system³ delivers responsive, controlled cornering and handling through even the tightest of bends. The Electronic Active Differential and vehicle's braking system constantly balance the distribution of engine torque between the four wheels when cornering.

Exceptional grip and steering confirm Range Rover Sport as our most dynamic SUV.

The system is also active in off-road conditions using the relevant Terrain Response settings. It can be very effective in conditions such as sand, where it helps the vehicle turn in and avoid excessive understeer.

DYNAMIC RESPONSE

Dynamic Response⁴ improves vehicle handling through hydraulic roll control, optimising on-road performance and passenger comfort, by reducing the amount of body lean during cornering. By controlling the front and rear axles independently, it can deliver increased low-speed agility, along with enhanced high speed stability and greater steering precision.



1 SAFETY

2 ULTIMATE CAPABILITY

3 COMPOSURE

ALL TERRAIN PROGRESS CONTROL

All Terrain Progress Control (ATPC)⁵ is a state-of-the-art system that enables you to set and maintain a steady speed in challenging conditions such as slippery surfaces, including: mud, wet grass, ice, snow and dirt roads. Operating like a cruise control system, it functions at low speed between 1,8km/h and 30km/h, enabling you to maintain full concentration on steering and finding a path through obstacles.

LOW TRACTION LAUNCH

Providing you with optimum torque control when you move off from a standstill, Low Traction Launch can be activated from the Touchscreen and enhances capability in slippery conditions like wet grass, snow and ice.

HILL DESCENT CONTROL

Land Rover's patented Hill Descent Control (HDC) is a standard feature. It assists the driver with controlled descents of difficult slopes. It does so by maintaining a constant speed and applying braking separately to each wheel.

WADE SENSING

Unique to Land Rover, this optional system uses ultrasonic sensors in the wing mirrors to visually and audibly alert the driver if the water approaches the vehicle's class-leading wading depth of up to 850mm. It does so by providing real-time pictorial information via the Touchscreen about its depth in relation to the vehicle and its maximum wading capability. Only available with 360° Surround Camera.



⁵Fitted where Terrain Response 2 is specified.



INFOTAINMENT

Delivering a wealth of information and entertainment, every Range Rover Sport is equipped with our InControl infotainment system, Touch Pro Duo. It features intuitive and advanced integrated technologies to ensure everyone can make the most of their journey.



TOUCH PRO DUO

The standard 10" dual high-definition Touchscreens allow the user to view required information whilst simultaneously being able to interact with additional features, for increased flexibility and efficiency of use. For instance, you can use the navigation system in the upper screen whilst adjusting multimedia settings on the lower. Direct access to cabin and seat temperature controls are also available via the multi-function Dynamic Dials. For a truly elegant and streamlined appearance, the steering wheel also has hidden-until-lit, touch-sensitive switches as standard. One of these switches is programmable, so that it can be personalised to your preferences to accomplish a host of functions.



INTERACTIVE DRIVER DISPLAY

The 12,3" high-definition Interactive Driver Display can receive and project a vast amount of driving information, entertainment and active safety data including navigation, phone and media. Its high resolution ensures the utmost clarity and its refined processing engine delivers smooth moving pin sharp graphics. Features can be accessed on either the Interactive Driver Display or the Touch Pro Duo Touchscreens.



HEAD-UP DISPLAY

Without distraction or the need for you to take your eyes off the road, Head-up Display¹ is an option that presents key vehicle data such as your speed, gear position and navigation directions on the windscreen. It features crystal clear full-colour graphics in high resolution, enabling you to see all driver inputs and information with ease, including phone / call status. The feature can be turned on and off dependent on driver preference.



REAR SEAT ENTERTAINMENT

The optional Rear Seat Entertainment system provides two 8" screens built in to the rear of the front headrests or two 10" high-definition seat mounted articulating Touchscreens. It includes 'Journey Status', a navigation summary screen which displays a pop-up for the rear occupant detailing the time and distance to destination. Both systems come with a pair of WhiteFire[®] digital wireless headphones and HDMI, Mobile High-Definition Link (MHL) and USB connections. Passengers can also enjoy their favourite TV shows via the optional Digital TV² feature.

¹For optimal performance, solar attenuating glass may be required. Please consult your Land Rover Retailer for further information. ²Market dependent. WhiteFire[®] is a registered trademark of Unwired Technology LLC and any use of such marks by Land Rover is under licence.

CONNECTIVITY

InControl is Land Rover's suite of standard and optional features that connects you to your vehicle and links you seamlessly, and securely, with the outside world. With a selection of apps, even when you're away from your vehicle, some of the InControl features stay with you making sure the Land Rover experience is more enjoyable than ever.

STANDARD FEATURES

VOICE RECOGNITION SYSTEM

So you can complete tasks without taking your eyes off the road, Range Rover Sport offers intelligent voice recognition. For example, 'tune to 97.9' or 'call home'.

PROTECT*

Land Rover Optimised Assistance – If you break down you can make a direct call to the Land Rover Assistance team by pressing the button on the overhead console or from the Assistance screen within the Premium smartphone app.

SOS Emergency Call – In a more serious incident, SOS Emergency Call will automatically connect you to the emergency response team who will notify the emergency services to your location.

Journey Tracking – This opt-in feature can automatically record your journey history including your route and mileage statistics. This information can be exported by email to use for expense reporting and can be imported to a spreadsheet.

Vehicle Status Check – Use your smartphone to remotely check current range levels, and status of door and window position and locks. See the last parked location of the vehicle and find your way back to it with on-foot directions.

NAVIGATION PRO

Navigation Pro allows you to save your favourite places, use swipe and pinch to zoom gestures for simple map exploration and can display a choice of either 2D or 3D crystal clear map graphics. Navigation Pro functionality is further enhanced by Connect Pro.

CONNECT PRO*

Connect Pro consists of Remote Premium, Pro Services with 4G Wi-Fi Hotspot and InControl Apps, and is designed to enhance your in-car and out-of-car experience, ensuring you and your passengers enjoy the journey whilst remaining connected to the world.

Pro Services include:

- **Real Time Traffic Information** – Uses live traffic data feeds to give you the most accurate picture of what the traffic is like on the way to your destination.
- **Online Search** – Wherever you are, you can search the surrounding area for places of interest. The system can access expert destination information, travel tips and inspiration as well as online travel reviews of the local area.
- **Planning Routes and Door-to-Door Routing** – Before setting off, use the optional Route Planner app or Online Search, save locations or set your destination. The app uses the Cloud to send your destination automatically to your vehicle's navigation screen. Once you've parked, the Route Planner app will guide you to your destination – a true door-to-door experience which includes public transport options.

*Protect and Connect Pro require a SIM with a suitable data contract. Online functionality and Wi-Fi connectivity is dependent on the installation of a micro SIM with a suitable data contract. Protect and Remote Premium contains subscription services that can be extended after the initial term advised by your Land Rover Retailer. InControl features, options and their availability remain market dependent – check with your Land Rover Retailer for local market availability and full terms.

Information and images displayed in relation to the InControl technology, including screens or sequences, are subject to software updates, version control and other system/visual changes depending on options selected. Mobile network connectivity cannot be guaranteed in all locations. InControl Apps and Remote App will need to be downloaded from the Apple/Play Store. All in-car features should be used by drivers only when safe for them to do so. Drivers must ensure they are in full control of the vehicle at all times.

- **Share ETA** – You can share your estimated time of arrival so your selected contact(s) will know exactly when you will arrive, as calculated by the navigation guidance system. If you're running late, Share ETA can then send automatic updates via text messages or email, without any further action from you.
- **Satellite View** – When you want to get the context of your surroundings from overhead, simply switch to satellite view.
- **Fuel Prices** – When you're going to fill up, the Fuel Price service not only finds filling stations along your route, it also enables you to compare fuel prices so you can keep your costs down.
- **Commute Mode** – Allows the system to learn your commutes and automatically advises you of the expected journey time based on live and historical traffic movements without you having to input a destination. The system learns the routes you take for a given destination and then advises which of those is the quickest. The feature can be turned on and off dependent on driver preference.
- **Parking Service** – As you approach your destination, you can see where parking is available. Simply tap on your preferred car park and the navigation system updates to direct you to it.
- **Online Routing** – While you're on your way to a destination the system monitors live traffic conditions and takes into account typical traffic patterns for that time of day, keeping you on the optimum route.
- **Safety Cameras** – Alerts you to the location of accident black spots monitored by safety cameras.
- **Online Media** – Allows for the aggregation of numerous content providers and their personalised content – such as Deezer and Tuneln – that gives access to more than 40 million music tracks and four million on-demand programmes and podcasts. For the first time, these can be directly streamed from the vehicle without the need for a smartphone – providing a seamless and integrated experience.



REMOTE PREMIUM¹

Remote Premium provides information on your vehicle and enables you to interact with it remotely. Compatible with most smartphones, Android Wear™ or Apple Watch®, this service includes:

- **Remote Lock/Unlock** – Lock or unlock your doors remotely with the click of a button. Simply press the 'lock' button on the Vehicle Security screen of the Remote Premium smartphone app to single lock the doors, arm the alarm, fold in the wing mirrors and close the windows. Press the 'unlock' button to unfold the wing mirrors, turn on the dipped headlights and cause the hazard lights to flash twice.
- **Remote Climate** – Prepare your Land Rover in advance by pre-heating or pre-cooling the cabin, so that you and your passengers are comfortable from the moment you step inside.
- **Beep/Flash** – This feature turns on your Land Rover's hazard lights, dipped headlights and sounds an audible alert to help you locate your vehicle in a crowded car park.

REMOTE PREMIUM – PHEV ENHANCEMENTS

- **Charging Status Information** – Stay continually updated with key battery function indicators including charge state, charging status, charge rate, plug state and estimated EV range.
- **Remote Control Actions** – Use your smartphone to remotely start and stop charging, manage charging tariffs and even set the maximum state of charge.

INCONTROL APPS

InControl Apps technology allows vehicle-optimised apps on your Android or Apple smartphone to be controlled through the vehicle's Touchscreen, including contacts, calendar and music player via a USB cable. You can also download third-party apps offering a vast range of services. Applications include:

- **Spotify²** – Access a library of more than 30 million songs with this seamlessly integrated app – the first true in-car, Spotify experience. Featuring all the same intuitive functionality as the Spotify smartphone app, you can search songs, stations and recommendations, create playlists and access your music in offline mode. Simply log in using your existing Spotify Free or Spotify Premium account.
- **Tile³** – Helps you find lost or misplaced items in seconds. Attach a tiny Bluetooth® tracker Tile to your keys, wallet or bag. The easy-to-use Tile app can then help you find these items should they be misplaced. The app is accessible any time through your vehicle's Touchscreen, allowing you to make sure you have everything you need with you, before you set off on your journey.

¹Remote Premium contains subscription services that can be extended after the initial term advised by your Land Rover Retailer. InControl features, options and their availability remain market dependent – check with your Land Rover Retailer for local market availability and full terms. Information and images displayed in relation to the InControl technology, including screens or sequences, are subject to software updates, version control and other system/visual changes depending on options selected. Mobile network connectivity cannot be guaranteed in all locations. InControl Apps and Remote App will need to be downloaded from the Apple/Play Store. All in-car features should be used by drivers only when safe for them to do so. Drivers must ensure they are in full control of the vehicle at all times. ²Only available on Apple smartphones. Not available on Android smartphones. ³Requires InControl Apps. Bluetooth tracker tiles must be purchased separately. ©2016 Tile Inc. Tile and the Tile design are trademarks of Tile, Inc. ⁴Secure Tracker will require further subscription after the initial term as advised by your Land Rover Retailer.

The Bluetooth word mark and logos are owned by the Bluetooth SIG, Inc. and any use of such marks by Land Rover is under licence. Android™ is a trademark of Google Inc. Apple Watch® is a registered trademark of Apple Inc., registered in the US and other countries. iPhone® is a registered trademark of Apple Inc., registered in the US and other countries. Please ensure iPhone compatibility is reviewed with your local Land Rover Retailer.

OPTIONAL FEATURES

SECURE TRACKER⁴

Uses tracking technology to alert you to an attempted theft, and signals your vehicle's location to the relevant authorities, for a timely recovery.



AUDIO

A vehicle's cabin is the ideal place within which to experience your personal choice of music and Range Rover Sport has the option of four different audio systems to bring your music to life:



Meridian™ Signature Sound System with 22 speakers and a dual channel subwoofer.

ENHANCED SOUND SYSTEM

Outstanding acoustic range through eight speakers.

MERIDIAN™ SOUND SYSTEM

Great definition, crystal clear highs and full, deep bass – delivered through the careful arrangement of 12 speakers and a dual channel subwoofer.

MERIDIAN SURROUND SOUND SYSTEM

All the fullness and clarity of a live performance delivered through an arrangement of 18 speakers and a dual channel subwoofer – seamlessly brought together using Trifield™ technology. Exclusive to Meridian, Trifield perfectly blends the centre and surround channels with left and right channels ensuring an optimum, consistent sound experience for each passenger.

MERIDIAN SIGNATURE SOUND SYSTEM

This delivers truly life-like reproduction, creating a profound, personal sound experience for every seat. World-first Trifield 3D technology takes surround sound to the next level, the Signature Sound System includes 22 speakers and a dual channel subwoofer. Incredibly authentic, the sense of cabin space is expanded to a 3D experience – rendering all the instruments, performers and venues of your favourite performances in true scale and location.

DAB RADIO

The option of DAB radio technology offers improved sound quality, a wide choice of stations and live text information about the station, show and song you are listening to.

MODEL AVAILABILITY	S	SE	HSE	HSE WITH DYNAMIC PACK	AUTOBIOGRAPHY WITH DYNAMIC PACK	SVR
Enhanced Sound System	■	■*	■*	■*	–	–
Meridian Sound System	□	□	□	□	–	–
Meridian Surround Sound System	□	□	□	□	■	■
Meridian Signature Sound System	–	–	□	□	□	□

■ Standard □ Optional – Not Available.

*Meridian Surround Sound system is standard with P400e.

MERIDIAN™

Formed in 1977 in Cambridgeshire, England, Land Rover’s audio partner Meridian has pioneered many firsts including active speakers and the world’s first digital surround sound processor.

Meridian’s audio technology input has helped ensure that Range Rover Sport is the most superb space within which to experience sound. Meridian Cabin Correction technology was utilised to analyse cabin shape, acoustics and resonance characteristics in order to help remove unwanted sounds.

The advanced algorithm ensures that the rhythm, punch and timing of any piece of music are heard precisely how the artist intended, providing a consistently exceptional quality audio experience for all passengers in the vehicle.



DIGITAL SIGNAL PROCESSING

Brings all elements of the audio system together as one, for performance that would otherwise require significantly larger speakers.



MERIDIAN CABIN CORRECTION

The advanced algorithm of Meridian’s Cabin Correction tailors the sound experience to the precise acoustics of Range Rover Sport’s interior.



MERIDIAN DIGITAL DITHER SHAPING

To maintain the quality of musical recordings, they are converted into a common digital format. Meridian Digital Dither Shaping ensures that digital signal conversions are made smoothly and seamlessly, preserving the finest details of the audio performance. The result is authentic musical conversion, evoking the emotions of the original recording.














TRIFIELD™

Exclusive to Meridian, Trifield blends the centre and surround channels seamlessly with left and right channels, delivering a consistent, concert-like experience for all occupants.



TRIFIELD 3D

Building on Meridian’s proven Trifield surround sound technology – world-first in-car Trifield 3D truly brings musical performances to life. Through the addition of dedicated height channels, the sense of cabin space is expanded to a 3D experience, for a supreme sense of scale and definition to your music.

	UNIQUE MERIDIAN TECHNOLOGY	SPEAKERS	WATTS
ENHANCED SOUND	N/A	8	250
MERIDIAN SOUND	  	13	380
MERIDIAN SURROUND SOUND	   	19	825
MERIDIAN SIGNATURE SOUND	   	23	1700

Meridian is a registered trademark of Meridian Audio Ltd.
Trifield and the “three fields” device is a trademark of Trifield Productions Ltd.
Features and their availability may differ by vehicle specification and market.

DRIVER ASSISTANCE

MAKING DRIVING EASIER

From negotiating city traffic or the motorway, to providing additional safety for you and your passengers, there's a wealth of innovative technologies available; either as standard, optional or as part of an optional pack. Whichever you choose, you'll find every single feature has been designed and engineered to heighten your enjoyment of the vehicle.

STANDARD DRIVE FEATURES



Lane Departure Warning

- **Cruise Control and Speed Limiter** allows the driver to maintain the current speed of the vehicle without the need for continued use of the accelerator pedal, helping to reduce driver fatigue. The Speed Limiter will also allow the driver to pre-set a maximum specified speed which the vehicle will not exceed. Both functions can be easily turned on or off by the driver as desired.
- **Emergency Braking** can help to prevent collisions with other vehicles or pedestrians. If a potential frontal collision is detected, a warning is displayed giving you time to take action. A camera at the front of the vehicle monitors at speeds from 5km/h to 80km/h for frontal collisions and 5km/h to 60km/h for pedestrians. If a collision is still anticipated and you have taken no action, this system will apply the brakes to help reduce the severity of the possible impact.
- **Lane Departure Warning** can help make long journeys much safer. The system senses when your vehicle is unintentionally drifting out of your lane, and notifies you with a visual alert and a gentle vibration of the steering wheel.

OPTIONAL DRIVE FEATURES



Adaptive Cruise Control with Stop & Go

- **Adaptive Cruise Control with Stop & Go** will keep your vehicle a safe distance from the one in front should it slow or stop when you're cruising on the motorway or travelling in slow-moving traffic. Should the vehicle in front stop completely, your vehicle will come to a smooth halt. In stop-start traffic, Adaptive Cruise Control will automatically resume following the car in front. The system can be activated from 15km/h and once activated will operate between 0-200km/h.
- **High-Speed Emergency Braking** detects when a potential frontal collision with another vehicle may occur and displays a forward alert to warn the driver to brake. If the driver doesn't react, the vehicle will deploy the brakes in order to reduce the severity of the possible impact. High-speed Emergency Braking is ready and active from 10km/h to 160km/h.

OPTIONAL DRIVE PACKS

DRIVE PACK



Traffic Sign Recognition with Adaptive Speed Limiter

The optional Drive Pack offers a range of features that help keep you safe and informed. The Drive Pack includes:

- **Driver Condition Monitor** detects if you're starting to feel drowsy and gives you an early warning when you need to take a break.
- **Blind Spot Monitor** alerts you to vehicles in, or quickly approaching your blind spot. When a vehicle is detected, a small warning light will illuminate in the corresponding wing mirror. If you indicate in the direction of the obstacle, the warning light will flash to highlight potential danger.
- **Traffic Sign Recognition** keeps you informed and aware on the road, by displaying speed limits and no overtaking signs in the instrument cluster, where they can easily be seen. When activated, Adaptive Speed Limiter uses Traffic Sign Recognition information to adjust your vehicle's speed accordingly.
- **The Adaptive Speed Limiter** uses data from the Traffic Sign Recognition system to automatically select speed limit. If the system detects the vehicle is above the speed limit, such as when entering a lower limit, the accelerator will be disabled allowing the vehicle to coast down to the limit. The driver can also apply the brakes to achieve this more quickly.

DRIVE PRO PACK



Blind Spot Assist

For an even more relaxed drive the optional Drive Pro Pack contains a wide range of driver assistance features including the Driver Condition Monitor and Traffic Sign Recognition in the Drive Pack, plus:

- **Lane Keep Assist** detects when your vehicle is unintentionally drifting out of your lane, and gently applies a corrective torque to the steering wheel, encouraging you to guide your vehicle back.
- **Blind Spot Assist** can help prevent collisions. If your vehicle detects another car in your blind spot when you begin to change lanes, a small warning light illuminates in the corresponding wing mirror and a corrective steering torque encourages you to guide your vehicle away from the approaching vehicle.
- **Adaptive Cruise Control with Stop & Go** – See page 34 for description.
- **High-speed Emergency Braking** – See page 34 for description.

ENJOY STRESS-FREE PARKING

Range Rover Sport offers the most advanced technologies to deliver intuitive and easy parking solutions. Whether reversing, parallel parking or getting into or out of tight spaces, these features make life easier. Available as standard, optional or as part of an optional pack.

STANDARD PARK FEATURES



Front and Rear Parking Aid

– **Front and Rear Parking Aid** helps make manoeuvring even easier. When you select Reverse, or choose to activate them manually, sensors located in the front and rear bumpers are triggered. As you park, the Touchscreen display and audio feedback indicates how close you are to obstacles.

OPTIONAL PARK FEATURES



360° Surround Camera

– **Rear Camera** provides improved visibility when reversing. Static lines representing the vehicle's outer perimeter and predicted path are superimposed on the rearward image, to make parking in tight spots as easy as possible. This valuable parking aid also helps when hitching a trailer.

– **360° Surround Camera** four digital cameras discretely placed around the vehicle, providing a 360° overhead view on the Touchscreen. With the capacity to display several different views at the same time, this helps with various manoeuvres from parking by a kerb, to getting in and out of tight spaces and junctions.

OPTIONAL PARK PACKS

PARK PACK



360° Parking Aid

The optional Park Pack assists you with manoeuvring in tight spaces and in urban environments, it features:

- **360° Parking Aid** gives you complete confidence when manoeuvring in tight spaces. Sensors located around the vehicle are automatically triggered when Reverse is selected, or can be manually activated, with a graphic appearing on the Touchscreen showing an overhead view of the vehicle. As you park, the Touchscreen display and audio feedback indicates how close you are to obstacles.
- **Rear Traffic Monitor** is particularly useful when reversing out of a parking bay. The system warns you of vehicles, pedestrians or other hazards, approaching from either side of your vehicle. It will alert you with both audio and visual warnings so you know what's behind you even when the view is obstructed.
- **Clear Exit Monitor** alerts rear passengers to any approaching cars, cyclists or other hazards before they leave the vehicle. As the rear seat passenger pulls the door handle to leave your vehicle, a warning light will flash on the rear door if an incoming obstacle is detected.


PARK PRO PACK



Park Assist

The optional Park Pro Pack enables you to park and manoeuvre safely and securely in and out of tight spaces and into traffic that is obscured by buildings or other vehicles. It includes the 360° Parking Aid, Rear Traffic Monitor and Clear Exit Monitor in the Park Pack, plus:

- **Park Assist** makes parallel and perpendicular parking easier than ever by steering your vehicle into a suitable space. You just have to select the appropriate gear and control the vehicle's speed with the brake and accelerator pedals. Graphics and notifications guide you through the manoeuvres. Park Assist will also steer you out of a space, taking all of the stress out of parking.




DRIVER ASSIST PACK

The optional Driver Assist Pack offers a wide range of driver aids including the features found in the Drive Pro Pack (see page 35), the Park Pro Pack (see page 37) and the 360° Surround Camera. It also includes new Adaptive Cruise Control with Steering Assist. This latest technology makes motorway driving and heavy traffic situations even easier and more comfortable. It achieves this by gently assisting steering, acceleration and braking to centre the vehicle in lane while maintaining a set distance from vehicles ahead. Moderate steering interventions ensure that the physical effort of maintaining a central vehicle position is reduced.


FRONT CAMERA


FRONT RADAR



ADAPTIVE CRUISE CONTROL WITH STEERING ASSIST

Adaptive Cruise Control with Steering Assist can be activated from 20km/h and once activated will operate between 0-180km/h. It begins functioning when you depress the 'Set' cruise button. A camera and radar then work together to track vehicles and lanes ahead to maintain a central position for your vehicle, and moderate its speed according to the behaviour of the traffic ahead of you. If the vehicle ahead slows, even to a standstill – the feature automatically slows your vehicle, bringing it to a stop where necessary, to maintain a relaxed and composed drive in busy traffic situations.

Adaptive Cruise Control with Steering Assist works with you; as you keep your hands on the wheel anticipating the road ahead, the system assists with steering, braking and acceleration. Should you remove your hands from the wheel, the vehicle will provide a warning. If the warning is not heeded then the Steering Assist is deactivated but the Adaptive Cruise Control remains active.



EFFICIENT TECHNOLOGIES

SUSTAINABLE BY DESIGN

Land Rover are committed to producing vehicles that use more sustainable materials, produce less waste and use fewer natural resources as part of our approach to sustainable business. Range Rover Sport's development process has included a full life cycle assessment and has been designed to be 85 percent recyclable/re-usable and 95 percent recoverable at the end of the vehicle's life.

Our innovative design enables the use of a unique alloy in the vehicle body, made from up to 50 percent recycled aluminium derived from our closed loop manufacturing process, retaining quality and performance but delivering lower life cycle CO₂ emissions. Closed loop manufacturing means taking the scrap from the body pressings process, segregating it and re-melting it back into quality sheet aluminium at our supplier, to be used again to press out body panels, thereby reducing the need to use primary aluminium.

ENGINE MANUFACTURING CENTRE

Jaguar Land Rover's Engine Manufacturing Centre, where our Ingenium engines are developed, has been built to the highest environmental standard (BREEAM Excellent) and features the largest rooftop solar panel installation in the UK. Comprising no fewer than 22,600 individual panels, which are capable of providing up to 6,2MW. The panels have the capacity to provide up to 30 percent of the site's energy needs, which could reduce the CO₂ footprint by approximately 2,400 tonnes per year.

ECO MODE

ECO mode ensures the vehicle runs more efficiently and economically by using software to implement a range of actions from softening the pedal on throttle and gear changes to retuning the heating, ventilation and air conditioning when in Auto mode and switching off heated door mirrors.

SMART REGENERATIVE CHARGING

Smart regenerative charging prioritises the charging of the battery when the vehicle is decelerating to capture wasted kinetic energy and reduce fuel consumption.

INTELLIGENT STOP/START SYSTEM*

To ensure the greatest possible fuel efficiency, all Range Rover Sport powertrains incorporate low CO₂ technologies such as the advanced intelligent Stop/Start system, which improves fuel consumption by between 5 and 7 percent. The system automatically shuts down the engine at rest and starts it again as soon as you lift your foot off the brake. It features a Tandem Solenoid Starter with a dedicated secondary battery for instant restarting.



*Market dependent.

All figures are manufacturer's targets and subject to final confirmation ahead of production. Note that CO₂ and fuel economy figures can vary according to wheel fitment, and the lowest figures may not be achievable with the standard wheels.

SAFETY

SAFE AND SECURE

With its strong, powerful stature, Range Rover Sport provides a high degree of protection. Its all-aluminium monocoque body makes it one of the strongest vehicles of its kind. The inclusion of high strength aluminium in the body structure ensures minimum intrusion into the safety cell in the event of a collision. While the elevated Sports Command Driving Position provides enhanced visibility in all conditions. You can see more of the road and be easily seen by other road users; providing an enhanced feeling of safety and confidence.

It has also been engineered to include a wealth of standard features not only to protect you and your passengers, but to actively help prevent accidents occurring:

Dynamic Stability Control (DSC) monitors Range Rover Sport's dynamic behaviour, intervening to maximise vehicle stability. DSC reduces engine torque and applies braking to the appropriate wheels to correct the vehicle's direction of travel by counteracting understeer or oversteer.

Anti-lock Braking System (ABS) allows the vehicle to maintain traction with the road surface whilst braking and prevents wheels from locking – thereby retaining the vehicle's ability to steer. The system helps to shorten the braking distance.

Electronic Brake-force Distribution (EBD) automatically varies the braking force to each axle in order to minimise stopping distance, while still maintaining stability and the vehicle's ability to steer.



Electronic Traction Control (ETC) optimises traction and stability by controlling wheel spin. The ETC system reduces torque to the spinning wheel, then applies braking to the wheel, if required.

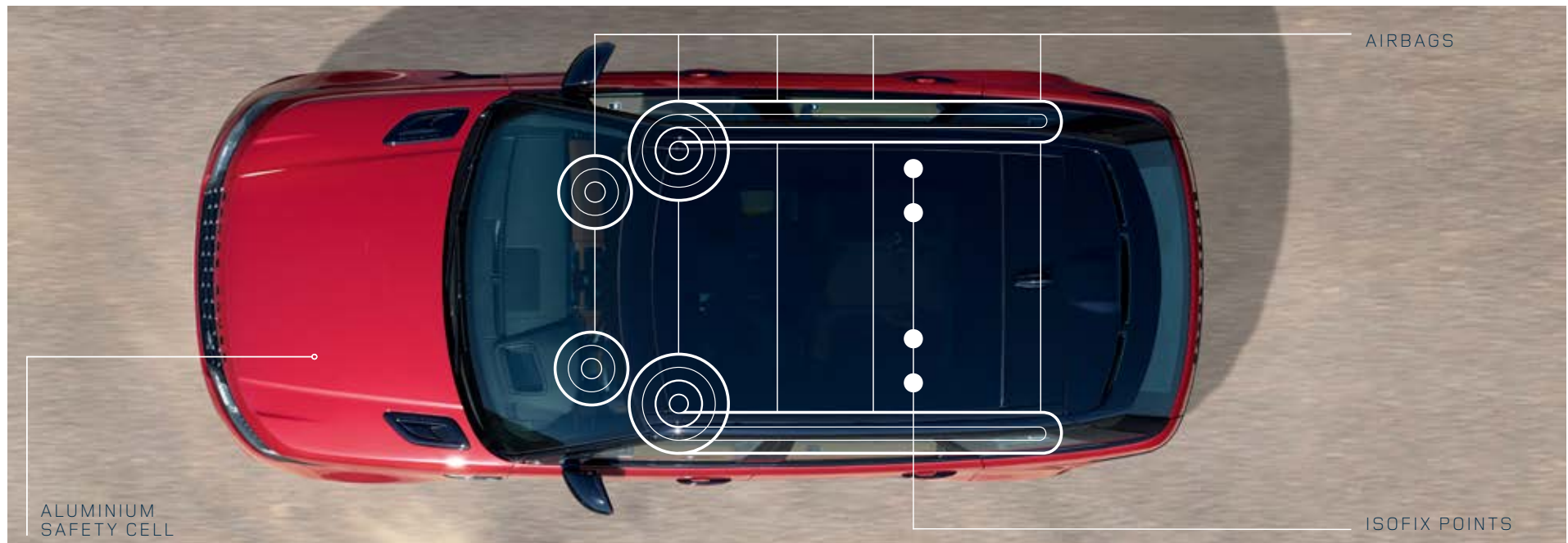
Cornering Brake Control (CBC) automatically varies the braking force to each wheel when the vehicle's brakes are applied around a corner and the limit of grip is reached. The system will prevent the vehicle's wheels from locking up and skidding in this event through varying the braking force applied to each wheel.

Roll Stability Control (RSC) is integrated with DSC to reduce the possibility of rollover, while providing agility and ability to steer around obstacles. It monitors the vehicle motion and cornering forces to detect any potential risk of rollover. When risk is detected, braking is applied to the outside front wheel to reduce forces which contribute to rollover.

Emergency Brake Assist (EBA) understands when you apply the brakes quickly but without the necessary force to maximise stopping performance. It therefore boosts the brake pressure through the ABS pump to ensure you stop in time.

Hazard Lights Under Braking – To help reduce the risk of a collision, the Emergency Stop Signal system automatically activates the hazard warning lights during emergency braking.

To improve safety further for all the family, two ISOFIX points for baby/child seat restraints are fitted on each side of the rear seats and additional protection is offered by seat belt pretensioners which, in the event of a front impact, reduce forward movement. To further protect you, there is a comprehensive system of airbags including driver and passenger airbags, side curtain and thorax.





LIGHTING TECHNOLOGY

Range Rover Sport features all-round exterior LED lighting with standard features including signature Daytime Running Lights, automatic headlights and power wash. LED lights are designed to last the lifetime of the vehicle and are more energy efficient. Also, the quality of light produced is closer to daylight conditions, so driving at night becomes less tiring.

A range of beam pattern assistance features provide maximum light while minimising the impact on other road users. The standard Premium LED headlights can be enhanced by the optional Auto High Beam Assist which turns on the main beam and dips it when other road users are detected.

Optional Matrix LED headlights and Pixel LED headlights both feature an Adaptive Front-lighting System (AFS) and also enable Advanced Driving Beam (ADB). The AFS optimises the lighting beam to suit a range of driving conditions: town, country, motorway and bad weather, while the ADB allows you to use both the high and low beam concurrently. By splitting the main beam into vertical strips, the Matrix LED headlights can cast four vertical shadows in front of a vehicle ahead to prevent dazzling without having to dip the main beam and lose the illumination. The Matrix LED headlights also feature front and rear Animated Directional Indicators which illuminate with a distinctive sweeping pattern.

Optional Pixel LED headlights, with nearly three times as many LEDs than the Matrix headlights, offer our most advanced headlight technology and build on the ADB capability to ensure maximum light. By splitting the main beam pattern vertically and horizontally, they enable up to four higher definition shadows to avoid dazzling multiple vehicles ahead. This headlight option incorporates Bending Lights which operate at higher speeds to direct the main beam pattern according to the direction of steering.

Optional Pixel-laser LED headlights build on the Pixel LED headlight option with the addition of laser technology. The long range laser delivers five times higher luminance than standard LED lights and is particularly useful for long straight road driving. They become operational above 80km/h and when no other external lights are detected, to produce clear sight for over half a kilometre.



HEADLIGHT FEATURES	PREMIUM LED HEADLIGHTS	MATRIX LED HEADLIGHTS	PIXEL LED HEADLIGHTS	PIXEL-LASER LED HEADLIGHTS
Number of LEDs per vehicle	24	52	142	144
Auto High Beam Assist (AHBA)	□	■	■	■
Adaptive Front Lighting (AFS)	-	■	■	■
Front and rear Animated Directional Indicators	-	■	■	■
Matrix Advanced Driving Beam (ADB)	-	■	-	-
Pixel Advanced Driving Beam (ADB)	-	-	■	■
Dynamic Bending Light	-	-	■	■
Laser High Beam	-	-	-	■

■ Standard □ Optional - Not Available.



VERSATILITY

AUTOMATIC ACCESS HEIGHT 50MM

TRULY FLEXIBLE

AUTOMATIC ACCESS HEIGHT

Range Rover Sport has the versatility to meet all your needs, while the exemplary levels of comfort are complemented by a range of innovative features which add to the convenience, luxury and ease of every journey.

Automatic Access Height, as part of the electronic air suspension, allows you to get in and out of the vehicle with greater ease and elegance as, when activated, this feature lowers the vehicle by as much as 50mm when the vehicle comes to a halt and the door is opened. Optional Clear Exit Monitor provides an alert to rear seat passengers prior to them leaving the vehicle to prevent the door opening onto approaching obstacles. The vehicle is also available with optional Soft Door Close to provide power latching on the front and rear doors.

INTERIOR CLIMATE

To prevent the cabin from overheating in the sun and minimise demands on the air conditioning, the **auto sunblind**¹ closes automatically when passengers have disembarked and the doors locked. When the vehicle is re-opened the sunblind returns to the position prior to it auto-closing. The **gesture sunblind**¹ provides intuitive forward/backward gesture control of the blind allowing the driver to concentrate on the road ahead.

¹Standard when panoramic roof is specified.

Features and their availability may vary by vehicle specification and market. Please refer to the accompanying Specification and Price Guide or visit your local Land Rover Retailer for more information.



5 + 2 SEATS²
221 LITRES



5 SEATS
780 LITRES



4 SEATS
1.152 LITRES



3 SEATS
1.313 LITRES



2 SEATS
1.686 LITRES

The optional Cabin Air Ionisation with Nanoe technology improves the air quality within the vehicle cabin, reduces allergens, viruses, airborne bacteria and associated odours. It does so by ionising particles in the air, making them attract to surfaces and thus helping to cleanse the air. Optional Four-zone Climate Control helps make life more comfortable for everyone, utilising a fully independent rear heating and air conditioning unit to ensure all occupants enjoy optimum comfort.

²Not available on P400e, SDV8 or SVR.

On P400e variants, the loadspace capacity is reduced by up to 79 litres and the loadspace floor is raised by 46mm. Please contact your local Land Rover Retailer for more information.

Nanoe™ is a trademark of Panasonic Corporation.

The third row seats are suitable for use by older children who can either use the adult belt or a booster seat in conjunction with the adult belt. They are not suitable for smaller children who require a child seat where the adult belt is not used directly to restrain the child.

LOADSPACE

Range Rover Sport has a generous 780 litres of available loadspace or up to 1.686 litres when the rear seats are stored flat. All models come with a 60:40 split second row seat as standard, with optional load through feature (ideal for long items such as skis). The versatile seating accommodates up to seven occupants. The 5 + 2 arrangement has two seats stowed under the floor of the luggage compartment, which are split 50/50, with no loss of loadspace. The second row seats have forwards/backwards movement of 100mm allowing for better access to the third row.



BUSINESS

POWER AND STOWAGE

With a flexible and contemporary interior, Range Rover Sport is designed to enhance your business activities.

With **two optional mains voltage outlets*** and **five USB ports** located throughout the cabin, multiple electronic devices can be charged on the go. And to ensure your cabin is clutter-free, there is increased stowage space, from a recess specifically for smartphones to the upper glovebox and deep stowage compartments.

The optional **front centre console refrigerator compartment** provides the luxury of cooling drinks on demand. It can accommodate up to 4 x 500ml bottles and maintain them at a temperature of 5°C, with the ability to achieve -5°C degrees for short periods to deliver rapid cooling. A border light indicates when it has been switched on.



LEISURE

ACTIVITY KEY

With the optional **Activity Key** you can enjoy your favourite activities, and keep your vehicle key securely in the vehicle. For extra convenience, you can strap the Activity Key to your wrist. The wristband is robust and fully waterproof, allowing you to take part in a range of activities from cycling to swimming. Simply touch your Activity Key on the tailgate (behind the letter R in the Range Rover script) to lock or unlock the vehicle and deactivate or reactivate the conventional key fob.

TAILGATE

Access to the considerable rear space is now more convenient than ever. **Rear Height Adjust** lowers the rear suspension by up to 50mm when the tailgate is opened. This creates a more natural ramp angle, with the lowered rear improving both loadspace accessibility and ease of loading. **Powered gesture tailgate** allows you to open and close the tailgate from the kerb without needing to touch either the vehicle or the key fob. And as the system is compatible with optional towing solutions, you can still tackle demanding situations with the least amount of fuss.





TOWING

With a towing capacity of up to 3.500kg¹ and by incorporating tailored technologies, Range Rover Sport can handle the most demanding of tasks.

ELECTRICALLY DEPLOYABLE TOW BAR²

This optional system is deployed using a convenient button in the loadspace compartment, or via the Touchscreen.

TOW HITCH ASSIST

Tow Hitch Assist makes coupling a trailer to the vehicle much easier by helping you visualise the hitching process; it displays the predicted path of the vehicle tow ball towards the trailer tow bar on the Touchscreen. Standard with Rear Camera.

REAR HEIGHT ADJUST

Rear Height Adjust allows the use of switches in the loadspace or on the key fob to lower the rear suspension height by up to 50mm – useful when loading or unloading cumbersome items, or when hitching, unhitching or loading a trailer.

TOW ASSIST

Tow Assist helps with reversing by predicting the trailer's direction. The system displays the predicted path of both the vehicle and the trailer as coloured trajectory lines on the Touchscreen. For precise guidelines you can even choose your trailer's width. Standard with 360° Surround Camera.

ADVANCED TOW ASSIST

Advanced Tow Assist allows you to control the direction of your trailer when reversing by using the rotary Terrain Response 2 controller. The optional system will control the vehicle's steering to achieve the desired trailer trajectory.

TRAILER STABILITY ASSIST

Trailer Stability Assist (TSA) gives you greater stability when towing. Should TSA detect a dangerous trailer sway situation is developing, it can help you regain control by gradually reducing Range Rover Sport's speed through lowering engine power and applying the brakes individually on each side of the vehicle to control the sway.

¹2.500kg limit on P400e models. 3.000kg limit on SVR and Si4 models.

²Electrically Deployable Tow Bar is not available for P400e. Alternatively, fixed multi-height tow bar can be fitted as a Retailer fit accessory.

Vehicle shown is Autobiography with Dynamic Pack in Firenze Red with optional features fitted (market dependent).





RANGE ROVER SPORT SVR



SPECIAL VEHICLE OPERATIONS

Designed and engineered by Special Vehicle Operations (SVO) – Land Rover’s Centre of Excellence for bespoke commissions, luxury editions and performance models – Range Rover Sport SVR is our fastest and most capable performance SUV ever. With a bold, assertive design and an even more exhilarating performance, SVR stirs the emotions like no other Land Rover.

PERFORMANCE AND DESIGN

The 5,0 litre V8 Supercharged Petrol 575PS engine delivers a powerful 700Nm of torque taking it from 0-100km/h in 4,5 seconds and to a top speed of 283km/h. SVR Dynamic Response is enhanced so that the vehicle corners flatter and faster than any other Land Rover, whilst SVR Sport Suspension is optimised for performance and delivers improved handling. The integrated quad-tailpipes with Active Exhaust provide its distinctively throaty engine sound. And with mud and snow tyres available on 22" wheels, this vehicle now delivers breathtaking SVR performance in the most challenging conditions.

SVR’s all-round enhanced capability is accentuated by the broad shouldered, muscular stance. A look that is complemented by a unique mesh grille and side fender vents in Narvik Black. Design is purposeful with features optimising both form and function. Engine cooling is supported by the bonnet’s integrated functional air vents and airflow to the brakes is maximised by the enhanced front bumper.

The exterior is now more compelling than ever with stunning 21" wheels and a unique body-coloured Carbon Fibre bonnet as standard, which also contributes to its lighter weight and overall performance. The bonnet can also be specified in striking exposed Carbon Fibre which dramatically enhances SVR’s sporting character.

A range of options offer a high degree of personalisation including 22" lightweight SVR alloy wheels and brake calipers in Red or Gloss Black. An even sportier look is achieved when you choose the exposed Carbon Fibre bonnet with the optional Carbon Fibre Pack. This is further enhanced by the optional SVR Carbon Fibre engine cover, which provides the benefit of being lightweight and adds a premium finish to the engine compartment.

Vehicle shown is SVR in Velocity with optional features fitted (market dependent).





INTERIOR

Land Rover's fastest SUV takes driver and passenger comfort to the very highest levels.

Providing a supreme degree of comfort and control, the lightweight SVR Performance seats in Windsor leather are heated as standard and offer cooling as an option. These sleeker seats are available in four colour combinations and Cut Diamond perforation styling.

This vehicle is unmistakably SVR. The unique, sportier steering wheel has trim matched to the interior colourway with SVR branding. The SVR logo is also embossed on the headrest and highlighted on the fascia centre panel. More dynamic touches are delivered throughout with the use of premium finishers including Satin Brushed Aluminium and Grand Black. Further refinements are available including the Gloss Carbon Fibre trim finisher with a Gloss Carbon Fibre lower finisher on the steering wheel.





SPECIFICATIONS



CHOOSE YOUR MODEL

Each model has a choice of engines and unique features. This guide will help you to select your ideal Range Rover Sport. On the following pages you will see the standard features for each model: S, SE, HSE, HSE with Dynamic Pack, Autobiography with Dynamic Pack and SVR.

To find out more and see your model specification, configure your Range Rover Sport at landrover.com





STANDARD FEATURES FOR ALL MODELS

DYNAMICS

- Electronic Air Suspension
- 8-speed Automatic Transmission
- All Wheel Drive (AWD)
- Electric Power Assisted Steering (EPAS)
- Dynamic Stability Control (DSC)
- ECO mode
- Low Traction Launch
- Electronic Traction Control (ETC)
- Roll Stability Control (RSC)
- Cornering Brake Control (CBC)
- Hill Descent Control (HDC)
- Electric Parking Brake (EPB)
- Electronic Brake-force Distribution (EBD)
- Gradient Acceleration Control (GAC)
- Gradient Release Control (GRC).

EXTERIOR FEATURES

- Roof rack mounting provisions
- Heated rear window
- Acoustic laminated windscreen
- Rain sensing windscreen wipers.

EXTERIOR LIGHTING

- Automatic headlights
- Daytime Running Lights (DRL)
- LED tail lights
- Follow me home lighting
- Centre high mounted stop light
- Rear fog lights
- Headlight power wash.

WHEELS AND TYRES

- Tyre Pressure Monitoring System (TPMS)
- Locking wheel nuts.

TOWING

- Trailer Stability Assist (TSA)
- Electrical towing preparation
- Front and rear recovery eyes.

INTERIOR FEATURES

- Multi-function steering wheel
- Sunvisors with illuminated vanity mirrors
- Electric windows with one-touch open/close and anti-trap
- Lockable upper and lower fascia glovebox
- Front and rear cupholders
- Front and rear grab handles
- Driver footrest
- Front door storage space.

CONVENIENCE

- Push Button Start
- Centre console with armrest
- Rear centre armrest
- Loadspace light
- Loadspace mounting provisions
- 60:40 split second row seats.

INFOTAINMENT

- Touch Pro Duo
- 12,3" Interactive Driver Display
- Navigation Pro
- Protect
- Pro Services and 4G Wi-Fi Hotspot
- InControl Apps
- Remote Premium

- Voice control
- Power sockets
- All Terrain Info Centre
- Bluetooth® connectivity.

DRIVER ASSISTANCE

- Emergency Braking
- Lane Departure Warning
- Cruise Control and Speed Limiter
- Rear and Front Parking Aid.

SAFETY

- Anti-lock Braking System (ABS)
- Emergency Brake Assist
- Hazard lights under braking
- Intrusion sensor
- Customer configurable autolock
- Height adjustable seatbelts
- Customer configurable single point entry
- Power operated child locks
- Rear ISOFIX on outer seats
- Front airbags, with passenger seat occupant detector
- Seat belt pre-tensioners.

SELECT YOUR RANGE ROVER SPORT MODEL

S



SE





	S (IN ADDITION TO STANDARD FEATURES)	SE (IN ADDITION TO STANDARD FEATURES)
WHEELS	<ul style="list-style-type: none"> – 19" 5 split-spoke 'Style 5001' alloy wheels – Tyre Repair System. 	<ul style="list-style-type: none"> – 19" 5 split-spoke 'Style 5001' alloy wheels¹ – Tyre Repair System.
EXTERIOR FEATURES	<ul style="list-style-type: none"> – Shadow Atlas grille mesh with Bright trim – Bright Silver bonnet vent and side vent details on Gloss Black surrounds – Bright Silver bonnet and tailgate script – Gloss Black tailgate appliqué – Unpainted sills, bumper corners and tow eye cover surrounds – Body-coloured mirror caps – Heated door mirrors – Integrated exhaust³. 	<ul style="list-style-type: none"> – Shadow Atlas grille mesh with Bright trim – Bright Silver bonnet vent and side vent details on Gloss Black surrounds – Bright Silver bonnet and tailgate script – Gloss Black tailgate appliqué – Unpainted sills, bumper corners and tow eye cover surrounds – Body-coloured mirror caps – Heated door mirrors – Integrated exhaust³.
EXTERIOR LIGHTING	<ul style="list-style-type: none"> – Premium LED headlights with signature DRL. 	<ul style="list-style-type: none"> – Premium LED headlights with signature DRL – Front fog lights.
INTERIOR FEATURES	<ul style="list-style-type: none"> – Grained leather seats – 8-way powered front seats – Dark Satin Brushed Aluminium trim finisher – Morzine headlining – Leather steering wheel – Ambient Interior Lighting – Manual dipping interior rear view mirror. 	<ul style="list-style-type: none"> – Grained leather seats – 14-way powered front seats – Dark Satin Brushed Aluminium trim finisher – Morzine headlining – Leather steering wheel – Ambient Interior Lighting – Auto-dimming interior rear view mirror.
CONVENIENCE	<ul style="list-style-type: none"> – Two-zone Climate Control. 	<ul style="list-style-type: none"> – Two-zone Climate Control.
INFOTAINMENT	<ul style="list-style-type: none"> – Enhanced Sound System with 8 speakers (250W). 	<ul style="list-style-type: none"> – Enhanced Sound System with 8 speakers (250W)².
DRIVER ASSISTANCE		<ul style="list-style-type: none"> – Rear Camera.

¹20" 5 split-spoke 'Style 5084' alloy wheels with P400e. ²Meridian Surround Sound system with P400e.
³Not available with Si4 and SDV6 249PS S, SE and HSE models.

Features additional to the previous model are highlighted in bold.

HSE



HSE WITH DYNAMIC PACK





	HSE (IN ADDITION TO STANDARD FEATURES)	HSE WITH DYNAMIC PACK (IN ADDITION TO STANDARD FEATURES)
WHEELS	<ul style="list-style-type: none"> – 20" 5 split-spoke 'Style 5084' alloy wheels – Reduced section alloy spare wheel¹. 	<ul style="list-style-type: none"> – 21" 5 split-spoke 'Style 5085' alloy wheels with Silver finish – Reduced section alloy spare wheel¹ – Red brake calipers (on P400e, SDV8 and V8 Supercharged Petrol engines).
EXTERIOR FEATURES	<ul style="list-style-type: none"> – Shadow Atlas grille mesh with Bright trim – Bright Silver bonnet vent and side vent details on Gloss Black surrounds – Bright Silver bonnet and tailgate script – Gloss Black painted sills and bumper corners – Gloss painted tow eye cover surrounds – Bright Silver tailgate appliqué – Heated windscreen – Power fold, heated door mirrors with memory and approach lights – Integrated exhaust³. 	<ul style="list-style-type: none"> – Body-coloured sills and bumper corners – Shadow Atlas grille mesh and trim – Gloss Black tailgate appliqué – Shadow Atlas bonnet and tailgate script – Shadow Atlas bonnet vent and side vent details on Gloss Black surrounds – Body-coloured and Gloss Black tow eye cover and surrounds – Heated windscreen – Power fold, heated door mirrors with memory and approach lights – Integrated exhaust. <p>Also available with Black Pack and Exterior Carbon Fibre Pack. See pages 72-73.</p>
EXTERIOR LIGHTING	<ul style="list-style-type: none"> – Matrix LED headlights with signature DRL – Front fog lights. 	<ul style="list-style-type: none"> – Matrix LED headlights with signature DRL – Front fog lights.
INTERIOR FEATURES	<ul style="list-style-type: none"> – Windsor leather seats – 16-way heated front seats with memory – Micro Mesh Aluminium trim finisher – Morzine headlining – Leather steering wheel – Electrically adjustable steering column – Ambient Interior Lighting – Auto-dimming interior rear view mirror – Aluminium treadplates with Range Rover script. 	<ul style="list-style-type: none"> – Windsor leather seats – 16-way heated front seats with memory – Dark Engine Turned Aluminium trim finisher – Morzine headlining – Leather steering wheel with bright silver finish bezel – Electrically adjustable steering column – Ambient Interior Lighting – Auto-dimming interior rear view mirror – Aluminium treadplates with Range Rover script – Satin Chrome gearshift paddles – Bright metal pedals.
CONVENIENCE	<ul style="list-style-type: none"> – Powered tailgate – Two-zone Climate Control. 	<ul style="list-style-type: none"> – Powered tailgate – Two-zone Climate Control.
INFOTAINMENT	<ul style="list-style-type: none"> – Enhanced Sound System with 8 speakers (250W)². 	<ul style="list-style-type: none"> – Enhanced Sound System with 8 speakers (250W)².
DRIVER ASSISTANCE	<ul style="list-style-type: none"> – Rear Camera. 	<ul style="list-style-type: none"> – Rear Camera.

¹Not available with P400e. ²Meridian Surround Sound system with P400e. ³Not available with Si4 and SDV6 249PS S, SE and HSE models. Features additional to the previous model are highlighted in bold.

AUTOBIOGRAPHY WITH DYNAMIC PACK





AUTOBIOGRAPHY WITH DYNAMIC PACK
(IN ADDITION TO STANDARD FEATURES)

WHEELS

- **21" 5 split-spoke 'Style 5085' with Diamond Turned finish alloy wheels**
- Reduced section alloy spare wheel*
- Red brake calipers (on P400e, SDV8 and V8 Supercharged Petrol engines).

EXTERIOR FEATURES

- **Fully Gloss Black bonnet and side vents**
- Gloss Black tailgate appliqué
- **Gloss Black bonnet and tailgate script**
- **Gloss Black Sport badge**
- **Gloss Black trimmed premium door handles**
- **Black contrast roof (body-colour no cost option)**
- Heated windscreen
- Auto-dimming, power fold, heated door mirrors with memory and approach lights
- Integrated exhaust.

Also available with Bright Pack and Exterior Carbon Fibre Pack. See page 73.

EXTERIOR LIGHTING

- Matrix LED headlights with signature DRL
- Front fog lights.

INTERIOR FEATURES

- **Semi-Aniline leather seats**
- **22-way heated and cooled memory front seats with winged headrests with heated rear seats**
- **Grand Black veneer**
- **Suedecloth headlining**
- Leather steering wheel with bright silver finish bezel
- Electrically adjustable steering column
- **Configurable Ambient Interior Lighting**
- **Front centre console cooler compartment**
- Auto-dimming interior rear view mirror
- **Premium carpet mats**
- Aluminium treadplates with Range Rover script
- Satin Chrome gearshift paddles
- Bright metal pedals.

CONVENIENCE

- **60:40 split second row seats with load through feature (ideal for long items such as skis)**
- Powered tailgate
- Two-zone Climate Control.

INFOTAINMENT

- **Meridian™ Surround Sound System with 18 speakers and a subwoofer (825W).**

DRIVER ASSISTANCE

- Rear Camera
- **Blind Spot Monitor**
- **Driver Condition Monitor**
- **360° Parking Aid**
- **Clear Exit Monitor**
- **Rear Traffic Monitor**
- **Traffic Sign Recognition and Adaptive Speed Limiter.**

*Not available with P400e.

Features additional to the previous model are highlighted in bold.

SVR





SVR (IN ADDITION TO AUTOBIOGRAPHY WITH DYNAMIC PACK)	
WHEELS	<ul style="list-style-type: none"> – 21" 5 split-spoke 'Style 5091' with Satin Polish finish alloy wheels – Tyre Repair System – Red brake calipers.
EXTERIOR FEATURES	<ul style="list-style-type: none"> – Body-coloured Carbon Fibre bonnet – Unique SVR front and rear bumpers – Unique SVR spoiler – Black contrast roof – Heated windscreen – Auto-dimming, power fold, heated door mirrors with memory and approach lights.
EXTERIOR LIGHTING	<ul style="list-style-type: none"> – Pixel LED headlights with signature DRL.
INTERIOR FEATURES	<ul style="list-style-type: none"> – SVR heated front and rear Performance seats – Extended Satin Brushed Aluminium trim finisher – Suedecloth headlining – SVR branded leather steering wheel – Electrically adjustable steering column – Configurable Ambient Interior Lighting – Auto-dimming interior rear view mirror – Premium carpet mats – Aluminium treadplates with Range Rover script – Silver gearshift paddles – Bright metal pedals.
CONVENIENCE	<ul style="list-style-type: none"> – Powered gesture tailgate – Three-zone Climate Control – Keyless Entry.
INFOTAINMENT	<ul style="list-style-type: none"> – Meridian™ Surround Sound System with 18 speakers and a subwoofer (825W).
DRIVER ASSISTANCE	<ul style="list-style-type: none"> – Rear Camera – Blind Spot Monitor – Driver Condition Monitor – 360° Parking Aid – Clear Exit Monitor – Rear Traffic Monitor – Traffic Sign Recognition and Adaptive Speed Limiter.



CHOOSE YOUR ENGINE

You can choose from a range of diesel engines, petrol engines and the innovative PHEV engine. All have Stop/Start technology, feature lightweight aluminium construction, produce lower emissions, better fuel consumption and effortless power.

DRIVELINE, ENGINE PERFORMANCE AND FUEL ECONOMY

POWERTRAIN DATA	DIESEL							
	3,0L SDV6		3,0L SDV6		4,4L SDV8			
	AUTOMATIC		AUTOMATIC		AUTOMATIC			
Driveline	All Wheel Drive (AWD)		All Wheel Drive (AWD)		All Wheel Drive (AWD)			
Maximum power PS (kW)/rpm	249 (183) / 3.500-4.250		306 (225) / 4.000		339 (250) / 3.500			
Maximum torque (Nm/rpm)	600 / 1.500-2.500		700 / 1.500-1.750		740 / 1.750-2.250			
Capacity (cc)	2.993		2.993		4.367			
No. of cylinders	6		6		8			
Valves per cylinder	4		4		4			
Cylinder layout	Longitudinal V		Longitudinal V		Longitudinal V			
PERFORMANCE								
Acceleration (secs) 0-100km/h	7,9		7,1		7,2			
Maximum speed (km/h)	209		209 (225*)		209 (225*)			
FUEL ECONOMY – NEDC EQUIVALENT (NEDC2)¹								
FUEL ECONOMY – NEDC EQUIVALENT (NEDC2)¹		CLASS B	CLASS C	CLASS B	CLASS C	CLASS B	CLASS C	
NEDC2 Consumption	Combined	l/100km (mpg)	7.5 (37.7)	7.7 (36.7)	7.5 (37.7) [†]	7.7 (36.7)	9.2 (30.7)	9.4 (30.1)
NEDC2 CO ₂ Emissions	Combined	(g/km)	198	202	198 [†]	204	243	247
FUEL ECONOMY – WLTP²								
WLTP Consumption	Low	l/100km (mpg)	8.8 (32.1)		8.8 (32)		10.6 (26.7)	
	High	l/100km (mpg)	9.7 (29)		9.8 (28.9)		11.1 (25.5)	
WLTP Consumption CO ₂	Low	CO ₂ (g/km)	231		232		278	
	High	CO ₂ (g/km)	255		256		291	

Class B (19"-22" wheels with All-Season Tyres) Class C (20"-22" wheels with Summer Tyres)

*Only available on 5 seat Dynamic Pack models. **When combined with electric motor. †Without active roll control fitted.

¹The figures provided are NEDC2 calculated from official manufacturer's WLTP tests in accordance with EU legislation. For comparison purposes only. Real world figures may differ. CO₂ and fuel economy figures may vary according to wheel fitment and optional extras fitted. NEDC2 are figures calculated using a Government formula from WLTP figures equivalent to what they would have been under the old NEDC test. The correct tax treatment can then be applied. ²WLTP is the new official EU test used to calculate standardised fuel consumption and CO₂ figures for passenger cars. It measures fuel, energy consumption, range and emissions. This is designed to provide figures closer to real-world driving behaviour. It tests vehicles with optional equipment and with a more demanding test procedure and driving profile.



DRIVELINE, ENGINE PERFORMANCE AND FUEL ECONOMY

	PLUG-IN HYBRID ELECTRIC VEHICLE		PETROL							
	P400e		2.0L Si4	5.0L V8 SUPERCHARGED	5.0L V8 SUPERCHARGED					
	AUTOMATIC		AUTOMATIC	AUTOMATIC	AUTOMATIC					
POWERTRAIN DATA										
Driveline	All Wheel Drive (AWD)		All Wheel Drive (AWD)	All Wheel Drive (AWD)	All Wheel Drive (AWD)					
Maximum power PS (kW)/rpm	404 (297) / 5.500**		300 (221) / 5.500	525 (386) / 6.000-6.500	575 (423) / 6.000-6.500					
Maximum torque (Nm/rpm)	640 / 1.500-4.000		400 / 1.500-4.000	625 / 2.500-5.500	700 / 3.500-5.000					
ENGINE DATA										
Capacity (cc)	1.997,3		1.997,3	5.000	5.000					
No. of cylinders	4		4	8	8					
Valves per cylinder	4		4	4	4					
Cylinder layout	Inline 4		Inline 4	Longitudinal V	Longitudinal V					
Maximum power PS (kW)/rpm	300 (221) / 5.500		300 (221) / 5.500	525 (386) / 6.000-6.500	575 (423) / 6.000-6.500					
Maximum torque (Nm/rpm)	400 / 1.500-4.000		400 / 1.500-4.000	625 / 2.500-5.500	700 / 3.500-5.000					
ELECTRIC MOTOR DATA										
Maximum Power PS (kW)	141 (105)		-	-	-					
Maximum Torque (Nm)	275		-	-	-					
PERFORMANCE										
Acceleration (secs) 0-100km/h	6,7		7,3	5,3	4,5					
Maximum speed (km/h)	220		201	225 (250*)	283					
FUEL ECONOMY – NEDC EQUIVALENT (NEDC2)¹		CLASS B	CLASS C	CLASS B	CLASS C	CLASS B	CLASS C			
NEDC2 Consumption	Combined	l/100km (mpg)	3.1 (91.1)	3.2 (88.3)	9.6 (29.4)	9.7 (29.1)	12.8 (22.1)	12.9 (21.9)	12.7 (22.2)	12.7 (22.2)
NEDC2 CO ₂ Emissions	Combined	(g/km)	71	74	218	220	291	295	290	290
FUEL ECONOMY – WLTP²										
WLTP Consumption	Low	l/100km (mpg)	3.2 (87.3)		10.9 (25.9)		14.2 (19.9)		15 (18.9)	
	High	l/100km (mpg)	3.8 (74.3)		11.8 (23.9)		15 (18.8)		15 (18.9)	
WLTP Consumption CO ₂	Low	CO ₂ (g/km)	74		247		320		339	
	High	CO ₂ (g/km)	86		267		338		339	

The fuel economy of the P400e will vary significantly dependent on the journey length between charges from an external source. For city commuting and short journeys starting with a fully charged battery and used within its EV range, the P400e will require almost no fuel. For longer journeys, and journeys starting without a fully charged battery, fuel consumption is up to 10,9l/100km with a range of up to 720 kilometres.

For more information and to configure your vehicle visit landrover.com



CHOOSE YOUR EXTERIOR

SELECT YOUR ROOF

Choose from a metal roof, fixed panoramic or sliding panoramic roof, both of which enhance the sense of space in the vehicle's interior and flood it with natural light. The fixed panoramic roof provides uninterrupted views of the surrounding environment. The sliding panoramic roof opens fully to let the outside in. You can select either a body-coloured or contrast roof in Narvik Black to further enhance your vehicle's exterior. Metal and panoramic roofs available with all colour finishes.



Body-Coloured Roof



Fixed Panoramic Roof



Sliding Panoramic Roof



Black Contrast Roof




SELECT YOUR PAINT COLOUR

Now you have chosen your preferred roof style, you can select your exterior paint colour. From rich, deep lustres to incandescent metallic patinas, our paints incorporate the latest in pigment technologies. Our solid paints produce a deep flat colour. Our metallics deliver a sparkle finish that is sure to catch the eye. And our optional premium metallic paints enhance both the colour and the intensity of the finish to give your vehicle even more presence.

SOLID



Narvik Black^{1,3}



Fuji White

METALLIC



Santorini Black³



Firenze Red



Corris Grey



Yulong White



Byron Blue¹



Estoril Blue²



Loire Blue¹



Indus Silver

PREMIUM METALLIC



Carpathian Grey¹



Silicon Silver¹

¹Not available on SVR model. ²SVR model only. ³Not available with Black Contrast Roof.



SPECIAL VEHICLE OPERATIONS

SVO PREMIUM PAINT PALETTE

An optional range of specifically formulated ultra metallic and special effect premium palette colours and finishes are available. These are the latest high technology colours and finishes delivered by our new state-of-the-art Special Vehicle Operations (SVO) facility. Whilst Bespoke by SVO offers a combination of colours and finishes and will colour-match to your exact requirement using our Match-to-Sample service. All ultra metallic and special effect colours come in a gloss finish or, as an additional option, satin matte finish.

To find out more visit landrover.com to configure your vehicle online.

ULTRA METALLIC



Ligurian Black*



Bosphorus Grey



British Racing Green



Madagascar Orange



Rio Gold



Mescalito Black*



Scafell Grey



Balmoral Blue



Velocity Blue



Verbier Silver



Borealis Black*



Windward Grey



Desire Deep Red



Flux Silver



Ethereal Frost Silver

SPECIAL EFFECT



Spectral British Racing Green




Spectral Racing Red



Spectral Blue



Meribel White Pearl



Valloire White Pearl



SELECT YOUR RANGE ROVER SPORT DESIGN PACK

You can tailor the exterior of your Range Rover Sport with the addition of any of the following packs: Black Design Pack, Bright Pack or Exterior Carbon Fibre Pack. Each one elevates the vehicle's sense of sophistication, with specific detailing providing another level of individuality.

BLACK EXTERIOR PACK



Optional pack on HSE with Dynamic Pack only

- Narvik Black bonnet and tailgate script
- Gloss Black main grille
- Narvik Black main grille surround
- Narvik Black bonnet vent inserts
- Narvik Black fender vent fingers
- Narvik Black mirror caps
- Black Sport badge.



BRIGHT PACK



Optional pack on Autobiography with Dynamic Pack only

- Atlas Silver bonnet vents inserts
- Atlas Silver bonnet and tailgate script
- Shadow Atlas grille with Bright surround
- Atlas Silver door handle surrounds
- Atlas Silver fender vent fingers
- Gloss Black mirror caps (body-coloured if body-coloured roof is selected)
- Noble Silver tailgate appliqué
- Indus Silver rear bumper exhaust surround
- Atlas Silver Sport badge.

EXTERIOR CARBON FIBRE PACK



Optional pack on HSE with Dynamic Pack and Autobiography with Dynamic Pack only

- Gloss Carbon Fibre bonnet vent inserts
- Gloss Carbon Fibre grille surround
- Gloss Carbon Fibre fender vent surround
- Gloss Carbon Fibre mirror caps
- Gloss Carbon Fibre tailgate finisher.

SELECT YOUR SVR PACK

The SVR Carbon Fibre Pack provides a superb enhancement to the Range Rover Sport SVR's undoubted sporty look. It is available in all exterior paint options and includes a gloss finish Carbon Fibre grille surround, lower bumper intake surrounds, fender vent surrounds, mirror covers and tailgate finisher, with the additional option of an exposed gloss finish Carbon Fibre bonnet (centre section only).

SVR (STANDARD)



- Body-coloured Carbon Fibre bonnet
- Body-coloured lower bumper intake surrounds
- Narvik Black main grille surround
- Narvik Black fender vent surround
- Narvik Black mirror covers
- Narvik Black tailgate finisher.



SVR CARBON FIBRE PACK



- Gloss finish Carbon Fibre lower bumper intake surrounds
- Gloss finish Carbon Fibre main grille surround
- Gloss finish Carbon Fibre fender vent surround
- Gloss finish Carbon Fibre mirror covers
- Gloss finish Carbon Fibre tailgate finisher.

SVR CARBON FIBRE PACK WITH EXPOSED BONNET



- Exposed gloss finish Carbon Fibre bonnet (centre section only)
- Gloss finish Carbon Fibre lower bumper intake surrounds
- Gloss finish Carbon Fibre main grille surround
- Gloss finish Carbon Fibre fender vent surround
- Gloss finish Carbon Fibre mirror covers
- Gloss finish Carbon Fibre tailgate finisher.



CHOOSE YOUR WHEELS

Sizes range from 19" to the highly desirable 22". With distinctive design cues, each one adds its own character to the overall look of the vehicle.

To see the wheels available on your model visit the configurator at landrover.com



19" 5 SPLIT-SPOKE
'STYLE 5001' (1)



20" 5 SPLIT-SPOKE
'STYLE 5084'



21" 5 SPLIT-SPOKE
'STYLE 5085'



21" 5 SPLIT-SPOKE
'STYLE 5085'
WITH DIAMOND TURNED FINISH



21" 5 SPLIT-SPOKE
'STYLE 5091'
WITH SATIN POLISH FINISH (3)



21" 5 SPLIT-SPOKE
'STYLE 5007'



21" 5 SPLIT-SPOKE
'STYLE 5007'
WITH GLOSS BLACK
DIAMOND TURNED FINISH



21" 9 SPOKE
'STYLE 9001'
WITH GLOSS BLACK FINISH (2)



22" 5 SPLIT-SPOKE
'STYLE 5004' (1)



22" 5 SPLIT-SPOKE
'STYLE 5083'
WITH GLOSS BLACK FINISH (3)



22" 5 SPLIT-SPOKE
'STYLE 5083'
WITH SATIN POLISH FINISH (3)



22" 9 SPLIT-SPOKE
'STYLE 9012'
WITH GLOSS BLACK FINISH (1) (2)



22" 9 SPLIT-SPOKE
'STYLE 9012'
WITH DARK GREY
DIAMOND TURNED FINISH (1)



22" 5 SPLIT-SPOKE
'STYLE 5086' (1)

CHOOSE YOUR INTERIOR

5 SEATS



SELECT YOUR SEAT CONFIGURATION

5 Seats


The seat configuration has been intelligently engineered to accommodate the lines of the roofline. The cabin is light and spacious, ensuring everyone has a relaxed and comfortable journey. There is generous leg, shoulder and head room throughout the contemporary cabin.

5 + 2 Seating

The 5 + 2 arrangement has two seats stowed under the floor of the luggage compartment that can be used for occasional use, enabling the vehicle to accommodate up to seven occupants.



5 + 2 SEATS



	1	2	3	4	5	6
COLOURWAYS See page 82	DOOR TOP ROLL	DOOR ARMREST	CUBBY LID	DOOR LOWER	INSTRUMENT PANEL UPPER	INSTRUMENT PANEL MID
A Ebony / Ebony	Ebony	Ebony	Ebony	Ebony	Ebony	Ebony
B Espresso / Almond**	Almond	Espresso	Espresso or Almond†	Espresso	Espresso	Almond
C Ebony / Ivory**	Ivory	Ebony	Ebony or Ivory†	Ebony	Ebony	Ivory
D Ebony / Vintage Tan*	Vintage Tan	Ebony	Ebony	Ebony	Ebony	Vintage Tan
E Ebony / Eclipse**	Eclipse	Ebony	Ebony	Ebony	Ebony	Eclipse
F Ebony / Pimento*	Pimento	Ebony	Ebony	Ebony	Ebony	Pimento
G Ebony / Cirrus (SVR only)*	Cirrus	Ebony	Ebony	Ebony	Ebony	Cirrus

*On SVR, steering wheel cover is Ebony with contrast stitching to match interior colourway selected. **Not available on SVR. †Cubby lid colour will match the seat colour. Steering wheel airbag cover for Autobiography with Dynamic Pack will reflect colourways as per instrument panel mid (6).

SELECT YOUR SEAT

Range Rover Sport's seats come in a variety of leathers, colourways and seat patterns, three of which are shown. Sportier than conventional seat designs, they further enhance the driver-focussed cabin whilst ensuring optimum levels of comfort.

Note: Not all configurations can be shown here, so please configure your choices at landrover.com

COLOURWAYS			EBONY/ EBONY	ESPRESSO/ ALMOND		EBONY/ IVORY		EBONY/ VINTAGE TAN	EBONY/ ECLIPSE	EBONY/ PIMENTO	EBONY/ CIRRUS
INTERIOR											
Seat Colour			Ebony	Almond	Espresso	Ivory	Ebony/Ivory	Ebony/ Vintage Tan	Ebony/ Eclipse	Ebony/ Pimento	Ebony/ Cirrus
Seat Pattern			Mono-tone	Mono-tone	Mono-tone	Mono-tone	Duo-tone	Duo-tone	Duo-tone	Duo-tone	Duo-tone
Carpet			Ebony	Espresso	Espresso	Ebony	Ebony	Ebony	Ebony	Ebony	Ebony
MODEL	SEAT MATERIAL	SEAT MOVEMENTS									
S	Grained leather	8	☐	–	–	–	–	–	–	–	–
SE	Grained leather	14	☐	☐	–	–	–	–	–	–	–
	Windsor leather	16	☐	☐	–	–	–	–	–	–	–
HSE	Windsor leather	16	☐	☐	☐	☐	–	–	–	–	–
	Semi-Aniline leather	22*	☐	☐	☐	☐	–	–	–	–	–
HSE with Dynamic Pack	Windsor leather	16	☐	☐	☐	☐	–	–	–	–	–
	Windsor leather with Suedecloth bolsters	16	–	–	–	–	☐	☐	☐	☐	–
	Semi-Aniline leather	22*	☐	☐	☐	☐	☐	☐	☐	☐	–
Autobiography with Dynamic Pack	Semi-Aniline leather	22*	☐	☐	☐	☐	☐	☐	☐	☐	–
SVR	Windsor leather with Suedecloth inserts	16	☐	–	–	–	–	☐	–	☐	☐

*20 with 8" Rear Seat Entertainment.



Mono-tone seat (Windsor leather) – Ebony



Duo-tone seat (Windsor leather with Suedecloth bolsters) – Ebony/Ivory




Duo-tone seat (Semi-Aniline leather) – Ebony/Ivory

SELECT YOUR INTERIOR COLOUR COMBINATION


Now you have chosen your model, you can select the perfect combination of interior colours.




A. Ebony / Ebony




B. Espresso / Almond¹



C. Ebony / Ivory¹



D. Ebony / Vintage Tan




E. Ebony / Eclipse¹



F. Ebony / Pimento

SVR ONLY



G. Ebony / Cirrus²



SELECT YOUR INTERIOR FINISHER

Now you've chosen your interior colour combination, choose from a selection of interior finishers that are beautifully displayed in the cabin.



Shadow Zebrano veneer



Dark Grey Oak veneer



Grand Black veneer³



Micro Mesh Aluminium trim finisher



Dark Satin Brushed Aluminium trim finisher



Dark Engine Turned Aluminium trim finisher



Extended Carbon Fibre trim finisher^{3 4}

SVR ONLY



Extended Satin Brushed Aluminium trim finisher

³Denotes availability on SVR model. ⁴Carbon Fibre trim finisher adds Carbon Fibre bezel on SVR steering wheel.



CHOOSE YOUR OPTIONS AND LAND ROVER GEAR

A wealth of line-fit options are available to select from at the point of ordering your new vehicle to help you express your individuality and appoint your Range Rover Sport with the premium features you require. Features and their availability may differ by vehicle specification and market. For full feature and option availability please refer to the accompanying Specification and Price Guide or visit your local Land Rover Retailer.





EXTERIOR FEATURES

Power gesture tailgate (see page 49)
Soft door close.

GLASS AND EXTERIOR MIRRORS

Auto-dimming exterior mirrors
Power fold exterior mirrors
Privacy rear side glass
Heated windscreen
Solar attenuating windscreen to reduce temperature build up within cabin.

ROOF OPTIONS

See page 68.

EXTERIOR STYLING

See pages 72-75
Carbon Fibre engine cover (SVR only).

WHEELS

See pages 76-77
Summer tyres
Tyre Repair System
Reduced section alloy spare wheel
Full size spare wheel.

INTERIOR FEATURES

Carpet mats*
Premium carpet mats with bound edging*
Heated steering wheel
Illuminated aluminium treadplates with Range Rover script*
Twin-blade sunvisors with illuminated vanity mirrors
Non-Smoker's Pack
Smoker's Pack* – Includes cigar lighter in front and removable ash can
Front centre console cooler compartment
Front centre console refrigerator compartment (see page 48)
Loadspace storage rails with luggage retention kit
Loadspace cover
Configurable Ambient Interior Lighting (see page 13)
Three-zone Climate Control
Four-zone Climate Control – with independent rear HEVAC unit and additional vents (see page 47)
Cabin Air Ionisation (see page 47)
Cabin pre-conditioning with remote – enables pre-warming of vehicle using remote control or timer
Black gearshift paddles
Satin chrome gearshift paddles
Climate Comfort Pack – Sliding panoramic roof, heated windscreen, solar attenuating windscreen, extra large washer bottle, heated steering wheel, twin bladed sunvisors with illuminated vanity mirrors, front centre console refrigerator compartment, Four-zone Climate Control, Cabin pre-conditioning with remote
Cold Climate Pack – Heated windscreen, heated steering wheel, Four-Zone Climate Control, Cabin pre-conditioning with remote, extra large additional washer bottle

Convenience Pack – Powered gesture tailgate, 60:40 load through rear seats, electrically adjustable steering column, auto-dimming interior rear view mirror, Garage Door Opener (HomeLink®), Keyless Entry, soft door close

Comfort and Convenience Pack – Auto-dimming, power fold, heated door mirrors with memory and approach lights, Powered gesture tailgate, 16-way memory front seats, Keyless Entry

Luxury Pack – Massage front seats, 22-way memory front seats with winged headrests, premium carpet mats, Extended Leather Upgrade, suedecloth headlining.

HEADLINING

Ebony headlining
Suedecloth headlining.

SEATING

Front Seats: 8/16/20-way, heated, cooled, massage
Rear seats: 60:40, 60:40 with load through, heated/cooled
2 third row seats
Grained leather, Windsor leather and Semi-Aniline leather.

DRIVING DYNAMICS

Off-Road Pack (SDV6 249PS engine only) – Twin-speed transmission, All Terrain Progress Control, Terrain Response 2, Adaptive Dynamics

On/Off-Road Pack – Twin-speed transmission, All Terrain Progress Control, Dynamic Response, Electronic Active Rear Differential with Torque Vectoring by Braking, Terrain Response 2 with Dynamic Mode

Grey anodised brake calipers with Land Rover script (no cost alternative to Red brake calipers)

Red brake calipers (SDV8, P400e, 5,0L V8 Supercharged and SVR only)

Black brake calipers (SVR only).

INFOTAINMENT AND AUDIO

See pages 27-33

Domestic plug socket located in row 2 and loadspace (5 + 2 seat vehicles row 2 only) (see page 48)

Entertainment Pack – Digital Audio Broadcast (DAB) radio (see page 32), Meridian™ Surround Sound System (see page 32), CD/DVD player, 8" Rear Seat Entertainment (see page 27), Digital TV (see page 27), domestic plug socket located in row 2 and loadspace

Signature Entertainment Pack – Digital Audio Broadcast (DAB) radio (see page 32), Meridian™ Signature Sound System (see page 32), CD/DVD player, 10" Rear Seat Entertainment (see page 27), Digital TV (see page 27), domestic plug socket located in row 2 and loadspace

Connect Pro Pack (see pages 28-30).

SECURITY

Intrusion sensor

Garage Door Opener (HomeLink®)

Keyless Entry

Activity Key (see page 49).

ADVANCED DRIVER ASSISTANCE SYSTEMS

Rear Camera

360° Surround Camera (see page 36)

Wade Sensing (see page 25)

Head-up Display (see page 27)

Drive Pack (see page 35)

Drive Pro Pack (see page 35)

Park Pack (see page 37)

Park Pro Pack (see page 37)

Adaptive Cruise Control with Stop & Go (see page 35)

Driver Assist Pack (see pages 38-39).

HEADLIGHTS AND LIGHTING

See page 45

Front fog lights

Vision Assist Pack – Auto High Beam Assist (AHBA) (see page 45), front fog lights, Configurable Ambient Interior Lighting (see page 13), Head-up Display (see page 27), auto-dimming exterior mirrors, auto-dimming interior rear view mirror

Vision Assist Pro Pack – Auto-dimming exterior mirrors, front fog lights, Pixel-laser LED headlights with signature DRL (see page 45), auto-dimming interior rear view mirror, Configurable Ambient Interior Lighting (see page 13), Head-up Display (see page 27).

TOWING

Electrically deployable tow bar (not available on PHEV) (see page 51)

Advanced Tow Assist (see page 51).



LAND ROVER GEAR – ACCESSORIES

DESIGN

Carbon Fibre Pack:

- Mirror Covers
- Front Grille Surround
- Side Vents
- Bonnet Louvres
- Tailgate Trim

Premium, off-road exterior styling upgrades complement and enhance Range Rover Sport's exterior design, providing practicality and a luxurious appearance.

Noble Chrome Mirror Covers

VPLGB0073

Noble Chrome plated mirror covers are designed to enhance Range Rover Sport's exterior styling cues. This neat styling upgrade complements various Dark Atlas, Light Atlas and Bright finish exterior trim.

Sport Pedal Covers

VPLWS0475

Alternative pedal covers for an interior styling enhancement featuring a Bright finish. Manufactured from polished and etched stainless steel and features hidden fixings for a clean finish.

Illuminated Treadplates

VPLWS0208

Illuminated treadplates with Range Rover lettering and halo surround. Rear treadplates feature illuminated halo only.

Personalised Illuminated Treadplates

VPLWS0212 – Front pair

VPLWS0209 – Vehicle Set

Personalised illuminated treadplates allow you to choose a personalised message using an approved set of fonts/typefaces which will be highlighted in white illumination when the front doors are open.

Gearshift Paddles

VPLVS0187MMU – Aluminium

VPLVS0187CAY – Aluminium Red

Complete the look and feel of your steering wheel with premium aluminium paddles. Gearshift paddles are machine polished, anodised and hand brushed to provide exceptional wear resistance with a premium finish.



Carbon Fibre Front Grille Surround



Carbon Fibre Side Vents

SPORTING

Tow Bar Mounted Bike Carrier

VPLVR0067 – 2 Bike Carrier

VPLVR0069 – 3 Bike Carrier

The Tow Bar Mounted Bike Carrier features a one hand, quick attach/release tow bar coupling mechanism and can be tilted away from the vehicle, by use of a foot pedal, to allow easy access into the rear tailgate. Maximum load capacity 40kg for 2 bikes and 51kg for 3 bikes.

Sports Roof Box

VPLVR0061 – Roof Box volume 320 litres

VPLWR0100 – Large Roof Box volume 430 litres

The sleek, aerodynamically designed sports roofbox with a Gloss Black finish, can be mounted on either side of the vehicle for kerbside opening and is lockable for security.

Sports Roof Box Ski/Snowboard Inserts

VPLRR0151 – Standard Roof Box

VPLRR0152 – Large Roof Box

Featuring an optional internal retention system for skis or other long loads.

Roof Mounted Bike Carrier

VPLFR0091

Roof mounted, lockable bike carrier designed for holding a single bike, up to 20kg.

Aqua Sports Carrier

VPLGR0107

Carries a sailboard, canoe or kayak. Includes lockable multi-purpose holder to carry oars or paddles. Tilts to facilitate easy loading/unloading. Features lockable straps and rubber supports to maintain optimum weight distribution whilst protecting the kayak and vehicle from scratches/scuffs. Maximum load capacity 45kg.

Ski/Snowboard Carrier

LR006849

Carries four pairs of skis or two snowboards and incorporates slider rails for easy loading and is lockable for security. Maximum payload 36kg.



Roof Mounted Bike Carrier

OUTDOOR

Tailgate Event Seating in Ebony Leather

VPLWS0480

VPLWS0482 – Fitting Kit

The tailgate event seating is handcrafted from beautiful Windsor, Ebony leather with a highly durable aluminium frame. Stowed in the loadspace, these seats can be quickly and easily fitted to provide comfortable seating for two adults on the lower tailgate, when the vehicle is stationary.

Mudflaps

VPLWP0165 – Front

VPLWP0167 – Front with DSS

VPLWP0222 – Front SVR

VPLWP0320 – Rear

VPLWP0344 – Rear SVR

Mudflaps are a popular upgrade for reducing spray and ensuring paintwork is protected from debris and dirt. Designed to complement the vehicle's exterior styling.

Centre Armrest Cooler/Warmer Box

VPLVS0176

Food and drinks cooler and warmer that acts as a rear centre armrest. With a leather-covered top, it is held in place by the centre seat belt and powered from the rear auxiliary socket. Ideal for long journeys with the family.

Roof Rails

Roof rails facilitate easy fitment of cross bars for roof carrying. Pre-set positioning points ensure cross bars are fixed in the optimum position for weight distribution and dynamics.

Cross Bars

VPLGR0102

Elegant, durable Bright finish aluminium cross bars, with T-track design providing space to mount multiple accessories by utilising the full length of the bars. Aerodynamic profile minimises drag and wind noise. The incremental height when fitted is 93mm.



Tailgate Event Seating in Ebony Leather



TOURING

Universal Charging Cable

An upgrade from the standard 'home charging' cable, helping to reduce the time required for charging. The 6 metre long, multi-functional cable comes in two parts. The cable features an in-cable control unit (ICCU) for power management and can be fitted either with a 16 amp adaptor for domestic use or a 32 amp adaptor which utilises a higher power supply (up to 7.5kW) and can be used with appropriate industrial sockets. The 16 amp domestic sockets are also interchangeable with market specific versions for use when charging abroad.

Public Charging Cable

The public charging cable provides an upgrade from the standard 'home charging' cable, helping to reduce the time required for charging. The 6 metre long, public cable can be used with a universal style A/C wall box (which does not feature a tethered cable), to provide a fast charging solution at home. Alternatively it is compatible with public charging points.

iPhone Connect and Charge Dock VPLRV0119

The iPhone connect and charge dock has been designed to charge utilising the cupholder space in the central console. When connected, the iPhone's media is accessible and has the ability to be controlled via the integrated infotainment/audio system. The 'cut-out' design of the holder is such that the home button is also accessible for use when parked.

Wireless Phone Charging Cupholder VPLYV0124

VPLGV0126 – Harness

The wireless phone charging cupholder has been designed to charge utilising the cupholder space in the centre console. The holder will accommodate varying phone sizes securely in place. The charger displays an LED light to indicate when charging, and turns off when complete. Fits phones up to 72mm wide.



iPhone Connect and Charge Dock

LIFESTYLE

Deployable Side Steps

These smart, practical steps make it easier to get in and out of the vehicle. Neatly stowed under the sills, the side steps automatically deploy as soon as the door is opened, or when activated by the key fob. The side steps are sensitive to obstructions and will not deploy in off-road or low range settings. Featuring a stainless steel finish with laser etched Range Rover branding.

Fixed Side Steps

Complete with a rubber tread mat and brushed stainless steel trim, the fixed side steps provide easy access/exit to the vehicle's cabin and aid access to the roof. With embossed Range Rover branding, exterior Bright work and Bright anodised aluminium edge trim finish.

Pet Loadspace Protection Pack

Combines the quilted loadspace liner, loadspace barrier and spill resistant water bowl.

Pet Transportation Pack

Combines the foldable pet carrier, spill resistant water bowl and loadspace rubber mat.

Pet Care and Access Pack

Combines the loadspace barrier, quilted loadspace liner, pet access ramp and portable rinse system.

Click & Go System

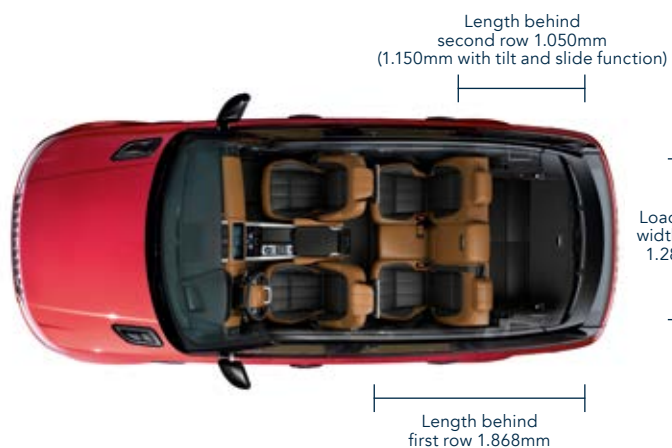
The Click & Go range is a multi-purpose seat-back system for second row passengers. The versatile Click & Go Base fixes between the headrest mountings and further attachments can be added to hold tablets, bags and shirts or jackets. Each attachment is sold separately. The base can be easily removed when not in use.



Pet Pack with Tray

TECHNICAL DETAILS

DIMENSIONS AND CAPABILITIES



Standard Ride Height

With roof rails 1.780mm
 With roof antenna 1.803mm
 With panoramic roof open 1.817mm
 Access height air suspension setting will reduce each of the above by 50mm

Headroom

Maximum front headroom with panoramic roof 984mm
 Rear headroom 991mm

Legroom

Maximum front legroom 1.073mm
 Maximum rear legroom 939mm

Loadspace Height

Loadspace Height (floor to ground) 837mm
 Loadspace Height (floor to roof) 790mm

Loadspace Capacity*

Rear seats upright
 Height 837mm, Width 1.285mm
 Loadspace volume 780 litres
 Loadspace width between arches 1.120mm
 Length at floor 1.050mm-1.150mm
 Rear seats forward
 Height 837mm, Width 1.285mm
 Loadspace volume 1.686 litres
 Loadspace width between arches 1.120mm
 Length at floor 1.868mm

Obstacle Clearance

Off-road height 278mm
 Standard ride height 213mm

Turning Circle

Kerb-to-kerb 12,4m
 Wall-to-wall 12,5m
 Turns lock-to-lock 2,7

Wading Depth

Maximum wading depth 850mm**

Width 2.073mm mirrors folded
 Width 2.220mm mirrors out



Height 1.803mm



	A	B	C
Ride Height			
Off-road (SVR)	33,0° (30,0°)	27,2° (27,0°)	31,0° (27,3°)
Standard (SVR)	24,3° (20,6°)	19,4° (19,2°)	24,9° (22,6°)





TECHNICAL SPECIFICATION AND PERFORMANCE DATA

ENGINE DATA	DIESEL			PETROL PHEV	PETROL		
	SDV6	SDV6	SDV8	P400e	Si4	V8 SUPERCHARGED	
Power (PS)	249	306	339	404	300	525	575
Bore (mm)	84	84	84	83	83	92,5	92,5
Stroke (mm)	90	90	98,5	92	92	93	93
Compression ratio (:1)	16,1	16,1	16,1	9,5	9,5	9,5	9,5
BRAKES							
Front type				Ventilated disc			
Front diameter (mm)	349	349	380	380	349	380	380
Rear type				Ventilated disc			
Rear diameter (mm)	325	325	365	365	325	365	365
Park Brake				Integrated into brake caliper			
WEIGHTS (KG)							
Weight	2.170	2.170	2.435	2.464	2.076	2.315	2.302
Maximum laden weight (5 seat/5 + 2 Seating)	3.050 / 3.200	3.050 / 3.200	3.200	3.200	2.900 / 3.000	3.100 / 3.250	3.000
Maximum mass on each axle (front)	1.500	1.500	1.500	1.500	1.500	1.500	1.500
Maximum mass on each axle (rear) (5 seat/5 + 2 Seating)	1.775 / 1.900	1.775 / 1.900	1.775	1.900	1.775 / 1.775	1.775 / 1.900	1.700
TOWING (KG)							
Unbraked trailer	750	750	750	750	750	750	750
Maximum towing	3.500	3.500	3.500	2.500	3.000	3.500	3.000
Maximum coupling point/nose weight	150	150	150	100	120	150	120
GVM maximum coupling point/nose weight (5 seat/5 + 2 Seating)	350	350	350	350	350	350	350
Maximum vehicle and trailer combination/Gross Train Weight (5 seat/5 + 2 Seating)	6.550 / 6.700	6.550 / 6.700	6.700	5.700	5.900 / 6.000	6.600 / 6.750	6.000
ROOF CARRYING (KG)							
Maximum roof load (including roof rails)	100	100	100	100	100	100	100
PERFORMANCE AND FUEL ECONOMY							
Maximum speed (km/h)	209	209 (225 [†])	209 (225 [†])	220	201	225 (250 [†])	283
Acceleration (secs) 0-100km/h	7,9	7,1	7,2	6,7	7,3	5,3	4,5
Fuel tank capacity – usable (litres)	86	86	86	90	104	104	104
Diesel/Gasoline Particulate Filter (DPF/GPF)	■	■	■	–	–	–	–

■ Standard – Not Available.

[†]Only available on 5 seat Dynamic Pack models.

Rear loadspace capacity is reduced on P400e models, please see page 47 for more details.

WORLD OF LAND ROVER

Your Land Rover has been designed and engineered to help you make more of your world. It can take you to places other vehicles simply can't reach in a style that cannot be matched. To celebrate the Land Rover lifestyle, we've put together a range of experiences, publications and Land Rover branded goods. There's a world to explore. Get out there and enjoy it.

ADVENTURE DRIVES

From the sheer exhilaration of the Arctic ice to the awe-inspiring dunes of Namibia, Land Rover Adventure Drives offer you once-in-a-lifetime experiences that bring the spirit and emotion of our vehicles to life.

Search 'Land Rover Adventure Travel' for full details.

EXPERIENCE DRIVES


Get behind the wheel of the latest Land Rovers under the expert guidance of our qualified instructors. From Taster Drives to advanced Full Day experiences, there's a wide range available at one of the expanding network of Experience Centres across the world.

Search 'Land Rover Experience' for full details.

MANUFACTURING TOURS

These behind-the-scenes tours are a unique opportunity to step inside our state-of-the-art manufacturing facilities where the latest Land Rovers are born. This combination of unrivalled craftsmanship and cutting-edge robotics can be seen at either Halewood or Solihull.

Search 'Land Rover Behind the Scenes' for full details.





BRAND PARTNERSHIPS

Integrity, courage, pride, composure and capability; these are the values Land Rover shares with its partners. Whether the International Federation of Red Cross and Red Crescent Societies (IFRC), Rugby World Cup 2019™ or Virgin Galactic, each one is driven by exceptional people prepared to face extreme challenges and push their capabilities to the very limits.

Search 'Land Rover Partnerships' for full details.

ONELIFE MAGAZINE

Free twice a year for your first three years as a Land Rover owner, this award-winning magazine features the best in photography, authoritative journalism and expert insights. Onelife takes you right into the heart of exclusive experiences and extraordinary adventures, whilst keeping you up to date with the latest innovations, design and lifestyle choices.

Search 'Land Rover Featured Articles' for full details.



HUMANITARIAN PARTNERSHIPS

Since 1954, Land Rover have supported the International Federation of Red Cross and Red Crescent Societies in reaching 150 million people needing aid in 189 National Societies.

Search 'Land Rover Responsibility' for full details.

LAND ROVER COLLECTION

Our latest range of clothing and luxury leather goods is crafted with the same design excellence and attention to detail as our vehicles. We also have a collection that honours Land Rover's unique heritage and features expedition-inspired gifts and apparel.

Search 'Land Rover Collection' for full details or visit your local Land Rover Retailer.





YOUR PEACE OF MIND

CUSTOMER SERVICE

When you bring your Land Rover to us, we use cutting-edge diagnostic equipment to assess all your vehicle's mechanical and electronic systems. Our qualified Technicians use tools specifically designed for our vehicles and only fit genuine Land Rover parts and Gear accessories. A choice of service plans are available which, together with Roadside Assistance, ensures complete peace of mind.

For further details contact your local Land Rover Retailer or search 'Land Rover Ownership'.

LAND ROVER ROADSIDE ASSISTANCE

Land Rover Assistance provides assistance in motoring emergencies, from immobilisation due to breakdown or accident to minor problems such as punctures. You can rely on our roadside assistance, whatever the situation, wherever you happen to be.

For further details please consult your Warranty Benefits handbook, contact your nearest Land Rover Approved Service Centre or search 'Land Rover Roadside Assistance'.

LAND ROVER FINANCIAL SERVICES

Getting the keys to your very own Land Rover has never been so simple. And it's more affordable than you might think. New or used, for personal or business use, we have an option that puts you in complete control.

For further details contact your local Land Rover Retailer or search 'Land Rover Finance'.

FLEET & BUSINESS

Land Rover is dedicated to being the premium manufacturer of choice for fleets and businesses, by providing a highly attractive range of vehicles and exemplary customer service. Distinctive, capable and versatile, all Land Rover vehicles deliver low Total Cost of Ownership through strong residual values, competitive service, maintenance and repair costs, and impressive fuel economy and CO₂ emissions.

We are also committed to providing a totally customer-focused aftersales service, which will ensure every Land Rover vehicle is kept on the road and in top condition, in the easiest and most cost-efficient way for businesses.

Search 'Land Rover Fleet and Business' for full details.

IMPORTANT NOTICE: Jaguar Land Rover Limited is constantly seeking ways to improve the specification, design and production of its vehicles, parts and accessories and alterations take place continually. Whilst every effort is made to produce up to date literature, this brochure should not be regarded as an infallible guide to current specifications or availability, nor does it constitute an offer for the sale of any particular vehicle, part or accessory. Distributors and retailers are not agents of Jaguar Land Rover Limited by any express or implied undertaking or representation.

The colours reproduced here are subject to the limitations of the printing process and may therefore vary slightly from the actual vehicle. The company reserves the right to alter or withdraw any colour finish without notice. Some of these colours may not be obtainable in your country. Please check availability of colours and current specifications with your Land Rover Retailer. Distributors and retailers are not agents of Jaguar Land Rover Limited and have absolutely no authority to bind Jaguar Land Rover Limited to any express or implied undertaking or representation.

Castrol EDGE Professional exclusively recommended by Land Rover.

Vehicle shown is Autobiography with Dynamic Pack and Bright Pack in Fuji White with optional features fitted (market dependent).

Jaguar Land Rover Limited

Registered Office: Abbey Road, Whitley,
Coventry CV3 4LF United Kingdom.

Registered in England: Number 1672070

landrover.com

© Copyright Jaguar Land Rover Limited 2018.

