

DISCOVERY SPORT



ABOVE & BEYOND





BY APPOINTMENT TO
HM THE QUEEN
MANUFACTURERS OF
MOTOR VEHICLES
JAGUAR LAND ROVER LIMITED
COVENTRY



BY APPOINTMENT TO
HRH THE DUKE OF EDINBURGH
MANUFACTURERS OF
MOTOR VEHICLES
JAGUAR LAND ROVER LIMITED
COVENTRY



BY APPOINTMENT TO
HRH THE PRINCE OF WALES
MANUFACTURERS OF
MOTOR VEHICLES
JAGUAR LAND ROVER LIMITED
COVENTRY



ABOVE & BEYOND

Ever since the first Land Rover vehicle was conceived in 1947, we have built vehicles that challenge what is possible. These in turn have challenged their owners to explore new territories and conquer difficult terrains. Our vehicles epitomise the values of the designers and engineers who have created them. Each one instilled with iconic British design cues, delivering capability with composure. Which is how we continue to break new ground, defy conventions and encourage each other to go further. Land Rover truly enables you to make more of your world, to go above and beyond.





DISCOVERY SPORT COMBINES
DESIGN EXCELLENCE, ENGINEERING
INTEGRITY AND EXCEPTIONAL
VERSATILITY TO CREATE A PREMIUM
COMPACT SUV.

Gerry McGovern.
Land Rover Design Director and Chief Creative Officer.

Options specified may affect vehicle efficiency and pricing due to local taxation policy.
Please configure at landrover.com or check with your nearest Land Rover Retailer.
Vehicles shown are from the Land Rover global range. Specifications, options and availability may vary
between markets and should be verified with your local Land Rover Retailer. CO₂ and fuel economy
figures may vary according to wheel fitment and optional extras fitted.
Vehicle shown right is Landmark Edition in Yulong White.





CONTENTS

DESIGN

- Exterior 6
- Interior 9
- 5 + 2 Seating 11
- Loadspace Capacity 12
- Dynamic Design Pack 14

DRIVING TECHNOLOGY

- Testing 18
- Terrain Response 20
- All Terrain Progress Control 23
- Hill Descent Control 25
- Wade Sensing 25
- Adaptive Dynamics 27
- Torque Vectoring 27
- Active Driveline 27
- Towing Aids 29

TECHNOLOGY

- Infotainment 30
- Audio 32
- Connectivity 34
- Driver Assistance 36

COMFORT FOR ALL

ENGINES

- 9-speed Automatic Transmission 43
- Ingenium Diesel Engines 44
- Ingenium Petrol Engines 46

BODY AND CHASSIS

- Strength and Stability 48

SAFETY

- 5* Euro NCAP Rating 50

ENVIRONMENTAL

- Sustainability 52

SPECIFICATIONS

- Choose Your Engine 56
- Choose Your Model and Options 58
- Choose Your Colour 80
- Choose Your Wheels 82
- Choose Your Interior 84
- Choose Your Land Rover Gear – Accessories 92

TECHNICAL DETAILS

- 98

WORLD OF LAND ROVER

- 100

YOUR PEACE OF MIND

- 103

DESIGN

EXTERIOR

This is a modern, relevant and compelling vehicle, with its well-proportioned compact body and purposeful stance. Its distinctive silhouette and beautifully sculpted surfaces all combine to create a vehicle that truly connects on an emotional level.

Discovery Sport is ready for anything. Characteristic design cues complement perfectly balanced proportions. Strong dynamic lines and robust detailing signal Discovery Sport's incredible breadth of capability.

Signature features include a clamshell bonnet and distinctive two-bar grille with hexagonal mesh.

The fast bonnet line with a pronounced step into the rising beltline conveys a dramatic stance, whilst the roof tapers subtly downwards, adding extra dynamism.









INTERIOR

The desirability of the exterior design continues into the cabin with bold horizontal and vertical lines, complemented by clean surfaces, superb finishes and optional premium leathers that give a luxury feel to the highly versatile interior. Inside and outside seamlessly blend into a vehicle that clearly communicates its Discovery DNA, whilst firmly looking forward. This spirit of adventure is reflected in Discovery Sport's interior, which has been designed with you at its core. It features high-quality materials and a strong vertical centre console design to reflect the premium exterior.

The cabin is equipped with up to four 12V power points and six USB charging sockets. These can be specified for all three rows of seating, allowing multiple electronic devices to be charged simultaneously.

COMMAND DRIVING POSITION

The Command Driving Position in Discovery Sport ensures a greater view of the road ahead so all terrains can be tackled with confidence.

Interior shown left and above is HSE Luxury in Glacier/Lunar.
Vehicle shown above right is HSE Luxury in Scotia Grey.



5+2 SEATING

Discovery Sport offers exemplary levels of comfort and outstanding versatility. The second row is extremely spacious and flexible with the seats able to slide back and forth by 160mm for greater loadspace or comfort*.

The optional third row, with its simple, single-handed 50:50 deployment, has been cleverly incorporated to avoid any compromises to the vehicle's exterior design, whilst maintaining passenger comfort.

By folding down the third row, a flat loadspace is available for whenever you need it. So wherever you're seated, or whatever you want to carry, you can relax.

LEGRROOM

839mm



MORE LEGRROOM

999mm



LOADSPACE

1.887mm



*Where 60:40 second row seats with slide and recline is specified. Interior shown left is HSE Luxury in Glacier/Lunar.



LOADSPACE CAPACITY

Deceptively roomy. Cleverly configured. Discovery Sport has been designed and engineered to meet any challenge.

The vehicle has the option of flexible seating which, when stored flat, gives a load floor that is as long as Range Rover and a maximum loadspace of 1.698 litres.

Even whilst carrying five passengers, the loadspace is still an impressive 981 litres. Discovery Sport can handle bulkier loads with consummate ease when the second and third rows are folded flat. Such flexibility helps make carrying family, friends and all their gear that much easier.

5+2 SEATS
194 LITRES

5 SEATS
981 LITRES



4 SEATS
1.124 LITRES



4 SEATS
1.268 LITRES



3 SEATS
1.411 LITRES



2 SEATS
1.698 LITRES

DYNAMIC DESIGN PACK

EXTERIOR

The Discovery Sport Dynamic Design Pack delivers a more assertive stance whilst retaining the instantly recognisable design cues of the Discovery Sport. Yet, when it comes to capability and versatility, nothing has been lost.

However, in terms of dynamism and appeal, much has been gained. The vehicle's bold front and rear design with contoured side mouldings form a dramatic presence. This has been augmented with a Black mesh design for the front grille and side vent. Distinctive Chrome exhaust finishers* together with a Red SPORT badge further enhance the appearance.



*Chrome exhaust finishers only fitted on diesel engines. Petrol engines fitted with a silver painted finisher.







INTERIOR

Carefully selected sporting touches enhance the interior of the Dynamic Design Pack. A choice of three colourways help to create a vehicle with exemplary levels of finish, available in perforated grained leather on SE and perforated Windsor leather on HSE and HSE Luxury. The interior is further enhanced with a perforated leather sport steering wheel, contrast micropiping on the seats and headrests and unique textured finish to the door inserts and fascia mid-section.

The mood is augmented with either Dark Grey or Carmine Red Brushed Aluminium centre stack side rails, depending on the colourway selected. The HSE and HSE Luxury interiors are also complemented with aluminium sport pedals.

Interior shown left and above is HSE Luxury with Dynamic Design Pack in Ebony/Ebony with Pimento stitching and piping. Interior shown with Carmine Red Brushed Aluminium centre stack side rails and accessory gearshift paddles.

DRIVING TECHNOLOGY

TESTING

Before any vehicle can carry the Land Rover badge, it must complete a series of rigorous tests to establish the very highest levels of luxury, performance and capability.



SUSPENSION

You're unlikely to push any Land Rover harder than we have. For an unrivalled breadth of dynamic capability, both on and off-road, the vehicles have been exposed to ten years of the most extreme driving pressures in a fraction of the time using our state-of-the-art test rig.



WIND SPEED

Discovery Sport was developed in state-of-the-art wind tunnels and a suite of climatic chambers to recreate some of the most challenging aerodynamic conditions it will face. Only by pushing all systems to their limits do we develop true reliability.



HOT AND COLD CLIMATE

In real world environments and our climate chambers, we freeze vehicles to -40°C and bake them to 50°C. Key functions and systems are then scrutinised to our exacting standards. So even in the most remote locations, comfort and peace of mind are never far away.



OFF-ROAD

From the icy proving grounds of Arjeplog, Sweden, to Dubai's unforgiving desert sands, we ensure our legendary all-terrain performance is innate in every vehicle. Prototypes are developed across approximately 8.500km of the most demanding off-road routes.



SEMI-ANECHOIC CHAMBER

In the 'neutral sound' of our semi-anechoic chamber we precisely expose the cabin to a range of frequencies and vibrations, making certain that Discovery Sport sounds refined at every speed and across every surface.



MONSOON

Our water testing facilities ensure each vehicle can enter and exit a body of water without a single droplet entering the cabin. In the monsoon simulator each one is drenched with some 85.000 litres of specially dyed water, while tilting it by as much as 45°, checking for even the slightest leak with UV lights.



TERRAIN RESPONSE

Land Rover has always been synonymous with capability and the Discovery Sport lives up to even the most demanding expectations. Confident and responsive, the drive is further enhanced by a generous wheel articulation and innovative off-road technologies such as Terrain Response.


This feature is standard on all AWD vehicles and adapts to the responses of the vehicle's engine, transmission, differentials and chassis systems to maximise driveability, comfort and traction.

There are four standard Terrain Response settings: General Driving, Grass/Gravel/Snow, Mud & Ruts and Sand. So, the vehicle feels sure-footed no matter what the terrain or weather conditions.

An optional fifth setting, **Adaptive Dynamics** is also available*. This mode tunes the suspension to deliver even tighter body control with flatter handling and sharper responses.

 Adaptive Dynamics

 General Driving

 Grass, Gravel, Snow

 Mud & Ruts

 Sand



*Not available with eD4 or TD4 150PS engines.
Vehicle shown right is HSE Luxury in Scotia Grey.







ALL TERRAIN PROGRESS CONTROL

All Terrain Progress Control (ATPC) is a state-of-the-art system that enables drivers to set and maintain a steady speed in challenging conditions. The system is fitted as standard on SD4 and Si4 engines*. It is an optional extra on TD4 180PS engines when specified with Automatic Transmission and Cruise Control.

Operating like a Cruise Control system, it functions at very low speeds between 1,8km/h and 30km/h, helping the driver to maintain full concentration on steering and finding a path through obstacles.

In addition, the system enables the vehicle to pull away smoothly and easily, even on tricky low-friction surfaces like ice, snow or wet grass.

Developed by Land Rover's industry-leading all-terrain specialists, it works seamlessly alongside the standard **Terrain Response**, All Wheel Drive (AWD) traction and braking systems.

Once ATPC is activated, the standard steering wheel +/- Cruise Control buttons are used to set the speed. Brake and accelerator pedals can still override the chosen settings.

*Optional on Si4 240PS Pure models.
Vehicle shown left is HSE Luxury in Scotia Grey.





HILL DESCENT CONTROL

Land Rover's patented Hill Descent Control (HDC) is a standard feature on all All Wheel Drive (AWD) vehicles. It assists the driver with controlled descents of difficult slopes by maintaining a constant speed and applying braking separately to each wheel.

Hill Start Assist ensures the vehicle doesn't roll backwards as it pulls away on an incline.

The vehicle also utilises **Gradient Release Control (GRC)** which is designed to prevent the vehicle accelerating too quickly on a steep incline when the driver releases the brake.

WADE SENSING

With a wading depth of up to 600mm, whether crossing streams, fords or flooded areas, the optional Wade Sensing feature can prove invaluable.

Unique to Land Rover, sensors located in the door mirrors give the driver pictorial real-time information about the water's depth in relation to the vehicle, as well as maximum wading capability via the Touchscreen.





ADAPTIVE DYNAMICS

Optional Adaptive Dynamics with advanced MagneRide™ monitors vehicle movements at least 1.000 times per second, reacting to driver or road inputs instantaneously to give greater control and minimise body lean, providing a balanced, flat ride. Available on all TD4 180PS, SD4 and Si4 engines, the system will even sense off-road conditions and optimise the advanced MagneRide™ damper settings accordingly, delivering the perfect balance of agile handling and a supple, controlled ride.

- 1** UNADJUSTED LATERAL BODY LEAN
- 2** CORRECTED LATERAL BODY LEAN


TORQUE VECTORING

When cornering, the vehicle's agility and stability are enhanced by the Torque Vectoring by Braking system. This feature comes as standard on all All Wheel Drive (AWD) vehicles. Monitoring the vehicle, the system constantly balances the distribution of torque between all the wheels to improve grip and steering whether on or off-road.

- A** UNDERSTEER DETECTED
- B** FULL TORQUE TO OUTER WHEELS
- C** BRAKING FORCE TO INNER WHEELS
- D** LINE CORRECTED

ACTIVE DRIVELINE


Optional on Si4 290PS engine and standard on the SD4 engine, Active Driveline delivers benefits in both on and off-road situations. In many on-road driving conditions, the system is able to disconnect drive to the rear of the vehicle, providing maximum Front Wheel Drive (FWD) fuel economy. A sophisticated control strategy continuously monitors key vehicle and environmental parameters.



If the requirements for AWD are met, the system seamlessly and imperceptibly reconnects drive to the rear of the vehicle within 300 milliseconds. When off-road driving, torque to each rear wheel can be varied according to the available grip. A dedicated display on the Touchscreen relays detailed information, so you always feel in control.

- 3** FRONT WHEEL DRIVE (FWD)
- 4** ALL WHEEL DRIVE (AWD) ACTIVATED

MagneRide™ is a registered trademark of BWI Company Limited S.A.
 Vehicle shown left and above is HSE Luxury with Dynamic Design Pack in Firenze Red.
 Vehicle shown above right is HSE Luxury in Scotia Grey.





TOWING AIDS

With a towing capacity of up to 2.500kg, and by incorporating tailored technologies, Discovery Sport can handle the most demanding of tasks.

ELECTRICALLY DEPLOYABLE TOW BAR

The optional electrically deployable tow bar is stowed discreetly behind the bumper, providing a clean and attractive finish. Approved for up to 2.500kg trailer load.

DETACHABLE TOW BAR

Convenient and easy to use, the optional detachable tow bar maintains the vehicle's exterior design when removed or when stowed.

REAR CAMERA

Providing improved visibility when reversing, the Rear Camera is a valuable parking aid and offers help when hitching a trailer. Fitted as standard on HSE and HSE Luxury and as an option on Pure, SE and Landmark Edition models.

Tow Hitch Assist makes coupling a trailer to the vehicle much easier by helping you visualise the hitching process; it displays the predicted path of the vehicle towards the tow bar on the Touchscreen. Standard with Rear Camera.

TRAILER STABILITY ASSIST

Trailer Stability Assist monitors the vehicle to detect movements in the trailer and then uses selective braking to help correct potentially hazardous situations.

360° SURROUND CAMERA

As part of the 360° Surround Camera, the Tow Assist feature helps with reversing by predicting the trailer's direction. You can even input your trailer's width for precise guidelines displayed on the Touchscreen.

Towing regulations vary by market. Please ensure you comply with relevant legislation in your country.
Touchscreen shown is 10" Touch Pro.
Vehicle shown left and above is HSE Luxury in Scotia Grey.



TECHNOLOGY

INFOTAINMENT

InControl is our suite of advanced technologies that links both you and your Discovery Sport to the wider world. Choose from two infotainment systems: Touch or Touch Pro which can be further enhanced by adding their respective connectivity packages; Connect and Connect Pro.



HEAD-UP DISPLAY

Head-up Display is a technology option that presents key vehicle data such as vehicle speed, gear position and navigation directions¹ on the windscreen, without the need for the driver to take their eyes off the road.

This innovative laser system is more robust against issues such as 'washout' – the effect that the glare from sunlight has on inferior LED-based systems. The feature can be turned on and off dependent upon driver preference. Available as an option as part of the Head-up Display Pack.

¹Requires Navigation or Navigation Pro.

Get your life InControl at landrover.com/incontrol

Remote Premium contains subscription services that can be extended after the initial term advised by your Land Rover Retailer. InControl features, options and their availability remain market dependent – check with your Land Rover Retailer for local market availability and full terms. Information and images displayed in relation to the InControl technology, including screens or sequences, are subject to software updates, version control and other system/visual changes depending on options selected. Mobile network connectivity cannot be guaranteed in all locations. InControl Apps and Remote App will need to be downloaded from the Apple/Play Store. All in-car features should be used by drivers only when safe for them to do so. Drivers must ensure they are in full control of the vehicle at all times.



TOUCH

STANDARD ON PURE, SE, LANDMARK EDITION, HSE AND HSE LUXURY MODELS

- 8" Touchscreen
- Land Rover Sound System (Standard on Pure models only)
- Land Rover Enhanced Sound System (Standard on SE and Landmark Edition and optional on Pure models)
- Meridian™ Sound System (Standard on HSE and HSE Luxury and optional on SE and Landmark Edition)
- **Protect** consists of SOS Emergency Call, Land Rover Optimised Assistance and Remote Essentials smartphone app.

OPTIONAL

- Navigation including Voice Recognition (Standard on SE, Landmark Edition, HSE and HSE Luxury and optional on Pure models)
- Digital Audio Broadcast (DAB) Radio
- **Secure Tracker** provides stolen vehicle tracking by detecting any unauthorised movement of your vehicle
- **InControl Apps** features a range of Land Rover approved apps that can be connected to Discovery Sport from your smartphone, to enhance aspects of your in-car experience
- **Traffic Sign Recognition**¹ (Standard on HSE Luxury model)
- **Connect**⁴ takes your vehicle's connectivity to the next level including:
 - InControl Apps
 - Remote Premium is a multi-function app that allows you to monitor and interact with your vehicle remotely through your smartphone, making life easier and more connected
 - Wi-Fi Hotspot.



TOUCH PRO

AVAILABLE AS AN OPTION ON SE, LANDMARK EDITION, HSE AND HSE LUXURY MODELS

- 10" Touch Pro
- Meridian™ Surround Sound System²
- Navigation Pro² including Voice Recognition
- CD/DVD player
- **Pro Services** including Wi-Fi Hotspot³, Route Planner App, Share ETA, Live Services, Commute Mode, Arrival Mode and Arrival Mode Parking
- **Protect** (Standard on all models).

OPTIONAL

- Digital Audio Broadcast (DAB) Radio
- 10" Touch Pro Dual View
- Digital TV
- Rear Seat Entertainment (Optional on HSE and HSE Luxury models)
- **Secure Tracker**⁵
- **InControl Apps**
- **Traffic Sign Recognition**¹ (Standard on HSE Luxury model)
- **Connect Pro**⁴ gives you the very highest level in connectivity and convenience. Features include:
 - InControl Apps
 - Remote Premium
 - Pro Services and Wi-Fi Hotspot.

²Only available as part of the Entertainment Packs. ³Only available as part of the Connect Pro Pack. ⁴Online functionality and Wi-Fi connectivity is dependent on the installation of a micro SIM with a suitable data contract. ⁵Secure Tracker is a subscription service that can be extended after the initial term advised by your Land Rover Retailer. Please refer to the standard and optional feature listing on pages 72-73. Vehicle shown left is HSE Luxury in Yulong White.



AUDIO

For the sharpest sound quality, Discovery Sport offers you the choice of four exceptional audio systems. With 6 speakers, the Land Rover Sound System in Discovery Sport Pure delivers a crisp, well-balanced sound. A 10 speaker system is also available, optional on Pure and standard on SE and Landmark Edition, adding further depth and clarity.

Added to which, Land Rover has partnered with Meridian™, a world leader in high-performance audio technologies and digital sound processing, to develop advanced audio systems for Discovery Sport.

Dynamic Volume Control technology has been integrated on all Meridian sound systems, to ensure that any unwanted noise detected in the cabin will be smoothly and automatically balanced out.

The Meridian™ Sound System 380W is optional on SE and Landmark Edition and standard on HSE and HSE Luxury.

This sound system includes 10 speakers and a dual channel subwoofer, delivering exceptional definition, crystal clear highs and full, deep bass through the careful arrangement of speakers.

Discovery Sport also offers an optional upgrade from the 380W system to the Meridian Surround Sound System, which produces 825W through 16 speakers and a dual channel subwoofer.

This system also includes Meridian Trifield™ technology. This technology delivers the very best in world-class audio reproduction, bringing you closer to the original performance regardless of your position in the vehicle; everyone will feel and hear pure musical enjoyment.

Meridian is a registered trademark of Meridian Audio Ltd.
Trifield and the "three fields" device is a trademark of Trifield Productions Ltd.
Interior shown left is HSE Luxury in Glacier/Lunar.
Touchscreen shown is 10" Touch Pro.
Vehicle shown right is HSE Luxury in Yulong White.



MERIDIAN™ SURROUND SOUND SYSTEM

 825 WATTS

 16 SPEAKERS

 SUBWOOFER

CONNECTIVITY

Touch and Touch Pro provide a wealth of information and entertainment. This intuitive InControl technology can help you find a parking space, stream your favourite music and even help you with the recovery of a stolen vehicle. Making life more rewarding, hassle-free and enjoyable.

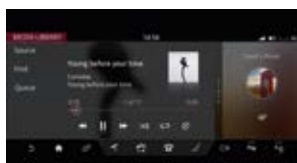


PLANNING ROUTES

Before setting off, use the **Route Planner** app or online portal to search, save locations or set your destination. The app uses the Cloud to send your destination automatically to your vehicle's navigation screen. Only available with the **Connect Pro Pack**¹.

STAYING CONNECTED

Before you get into your vehicle, set your ideal cabin temperature with the **Remote Premium** app on smartphones and the Apple Watch. On the road, the in-car **Wi-Fi Hotspot** provides a stable Internet connection and lets you connect up to eight devices. Available with **Connect** or **Connect Pro Pack**¹.



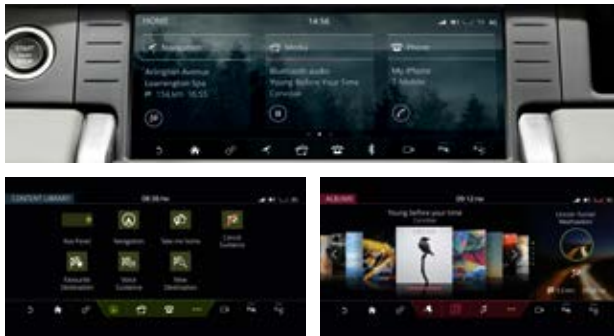
STAYING FOCUSED

Our **Touch Pro Voice Recognition** system understands normal spoken instructions. So you can concentrate on the road ahead without any distractions. Only available with **Touch Pro**.

FINDING PARKING

When you near your destination, **Navigation Pro** will suggest nearby parking from a database including space availability. With just one click, the car park is added and your route is updated. **Arrival Mode Parking** shows a 360° street level image to help you identify your destination. Only available with **Connect Pro Pack**¹.

¹Remote contains subscription services that can be extended after the initial term advised by your Land Rover Retailer. InControl features, options and their availability remain market dependent – check with your Land Rover Retailer for local market availability and full terms. Information and images displayed in relation to the InControl technology, including screens or sequences, are subject to software updates, version control and other system/visual changes depending on options selected. Mobile network connectivity cannot be guaranteed in all locations. InControl Apps will need to be downloaded from the Apple/Play Store. All in car features should be used by drivers only when safe for them to do so. Drivers must ensure they are in full control of the vehicle at all times.



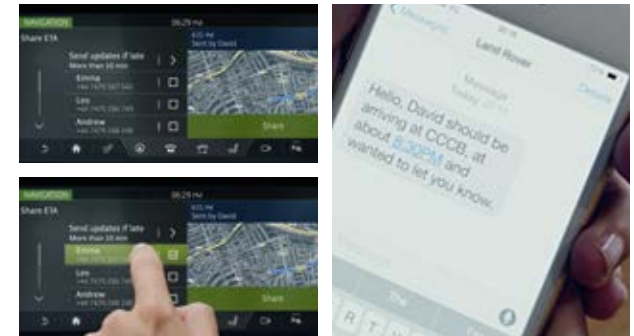
MOVING FASTER

Touch Pro brings you more processing power, thanks to a quad core processor plus an integrated Ethernet network. Customisable homescreens let you arrange the screen, as you like, with up to four personalised homescreens and over 60 shortcuts.



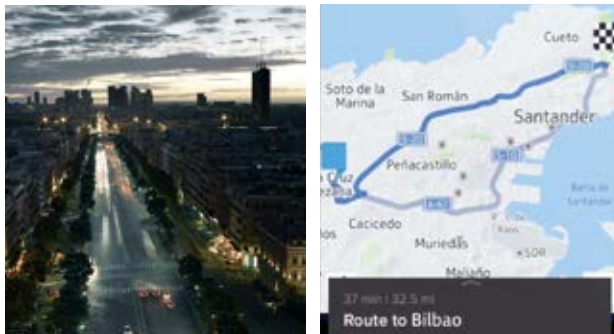
INTELLIGENT ROUTING

Commuter Mode allows the system to learn your commutes and automatically advises you of the expected journey time based on live and historical traffic movements without having to input a destination. The system learns the routes you take for a given destination and then advises which of those is the quickest. Only available with Connect Pro Pack¹.



SHARING PROGRESS

Share your estimated time of arrival so your selected contact(s) will know exactly when you will arrive, as calculated by the navigation guidance system. If you're running late, Share ETA can then send automatic updates via text or email, without any further action from you. Only available with Connect Pro Pack¹.



DOOR-TO-DOOR

Once you've parked, the Route Planner app will guide you to your destination – a true door-to-door experience which includes public transport options. Only available with the Entertainment Packs. The Remote Premium app also lets you check your vehicle to make sure you've locked and secured all doors and windows. Available with Connect or Connect Pro¹.



STOLEN VEHICLE TRACKING

With optional Secure Tracker², if your vehicle is broken into, a silent alarm is triggered alerting the relevant authorities. Your vehicle can then be tracked until it is recovered.




HELP IS ALWAYS AT HAND

With Protect, in the event of an incident, SOS Emergency Call³ will automatically connect you to the emergency response team who will send the emergency services to your location. Otherwise, you can call them manually via an in-car button. You can also summon a Land Rover Optimised Assistance operator should you need technical assistance.

¹Online functionality and Wi-Fi connectivity is dependent on the installation of a micro SIM with a suitable data contract.
²Secure Tracker is a subscription service that can be extended after the initial term advised by your Land Rover Retailer.
³For peace of mind, this service is provided for the first ten years from date of registration.


DRIVER ASSISTANCE

DRIVING AIDS




LANE KEEP ASSIST AND DRIVER CONDITION MONITOR

Lane Keep Assist detects when your vehicle is unintentionally drifting out of your lane, and applies a corrective torque to the steering wheel, encouraging you to guide your vehicle back. Driver Condition Monitor detects if you're starting to feel drowsy and gives you an early warning when you need to take a break.



ADAPTIVE CRUISE CONTROL WITH QUEUE ASSIST

When you're cruising on the motorway or travelling in slow-moving traffic, this system will keep your vehicle a safe distance from the one in front should it slow or stop. Should the vehicle in front stop completely, your vehicle will come to a smooth halt. Once the traffic moves, simply touch the accelerator and Adaptive Cruise Control will resume following the car in front. The system operates from 16km/h up to motorway speeds.



AUTONOMOUS EMERGENCY BRAKING


If a potential frontal collision is detected, this system displays a forward alert, giving you time to take action. A camera at the front of the vehicle monitors at speeds from 5km/h to 80km/h for frontal collisions. If a collision is still anticipated and you have taken no action, this system will apply the brakes to help reduce the severity of the possible impact.



BLIND SPOT MONITOR AND REVERSE TRAFFIC DETECTION

Blind Spot Monitor alerts you to vehicles in, or quickly approaching your blind spot through a small warning light in the corresponding door mirror. Reverse Traffic Detection warns you of hazards, approaching from either side of your vehicle, through both audible and visual warnings so you know what's behind you even when the view is obstructed.

PARKING AIDS



PARK ASSIST

Our Park Assist system makes parallel and perpendicular parking easier than ever by steering your vehicle into a suitable space. You just have to select the appropriate gear and control the vehicle's speed with the brake and accelerator pedals. Graphics and notifications guide you through the manoeuvres. Park Assist can also steer you out of a parallel parking space, taking all the stress out of parking.



REAR CAMERA

To make parking in tight spots simpler, static lines to represent the vehicles, outer perimeter and predicted path are superimposed on the rearward image displayed on your Touchscreen.



360° SURROUND CAMERA

Using four digital cameras discreetly placed around the vehicle, the system provides an almost complete 360° view including a bird's-eye overhead view via the Touchscreen. This helps with various manoeuvres from parking by a kerb, to getting in and out of tight spaces and junctions.



HOMELINK®

The HomeLink® System is a universal transmitter fitted to the underside of the interior rear view mirror. This transmitter can be programmed to operate up to three home or office wireless controlled systems, such as garage doors, automatic gates, or security lighting. By replacing the individual remote control units normally required for each system, the driver no longer needs to search the car interior for the correct handset when needed.

COMFORT FOR ALL

SEATING

Heated front seats are available as an option on all models and, for added comfort, vehicles can also be specified with optional heated second row seats.

For the ultimate comfort whatever the temperature, heated and cooled front seats are available on SE, Landmark Edition, HSE and HSE Luxury. This option provides ventilation through perforations in the perforated grained leather and perforated Windsor leather seats, dependent on model specification. The driver and passenger preferences can be independently controlled via the Touchscreen.

TIMED CLIMATE

Optional Timed Climate has an added Park Heat facility. This pre-heats the engine, channelling residual heat into the cabin, so the vehicle is warm and comfortable by the time the driver leaves the house.

Likewise, in hot weather you can cool down the cabin temperature. It can be activated remotely for extra ease and convenience, or pre-programmed through the Touchscreen to ensure it's ready for your regular morning departure time.

CONFIGURABLE AMBIENT INTERIOR LIGHTING

New levels of ambient refinement and personalisation have been reached with the option of Configurable Ambient Interior Lighting on SE, Landmark Edition and HSE, fitted as standard on HSE Luxury.

This feature allows you to vary the colour and shade, changing the ambience of the cabin to suit your mood. There are five colours in total, ranging from Ice White through to Moonlight and Racing Red.

PANORAMIC ROOF

The optional full glass fixed panoramic roof (standard on Landmark Edition) enhances the sense of space in the vehicle's interior and floods it with natural light as well as providing uninterrupted views of the surrounding environment.

Importantly, the toughened glass has a dark tint to maintain a comfortable temperature inside the cabin and protect occupants and the interior from the sun's rays. A full-sized, powered interior blind is also provided for those who may prefer a more private experience.







REAR SEAT ENTERTAINMENT

The optional Rear Seat Entertainment features two 8" screens built into the front headrests, two pairs of WhiteFire® digital headphones, one USB port in the second row and a dedicated remote control. Available on HSE and HSE Luxury models, you can feel truly at home with your choice of film, television, music or games console.

DIGITAL TV

Digital TV* channels can be watched on the rear screens and high-resolution 10" Touchscreen on SE, Landmark Edition, HSE and HSE Luxury models.

10" TOUCH PRO DUAL VIEW

The optional Dual View system allows the driver and passenger to view completely independent display content on the 10" Touchscreen. For example, the driver can use the satellite navigation system, while the front seat passenger is able to watch a DVD or TV, where fitted. One set of WhiteFire® digital wireless headphones is included.

POWERED GESTURE TAILGATE

Powered gesture tailgate allows you to operate the tailgate (both to open and close) from outside the vehicle without needing to physically touch the vehicle or the smart key.

Provided that the smart key is detected, the tailgate may be operated by a kicking gesture underneath the rear of the vehicle.

Two sensors mounted on either side of the tailgate allow kerbside operation, rather than needing to be immediately behind the vehicle. And as the system is compatible with towing solutions, you can still open and close the tailgate with the least amount of fuss. Powered gesture tailgate is fitted as standard on HSE Luxury and as an option on SE, Landmark Edition and HSE.

Additionally, a button located inside the tailgate or on the smart key allows the tailgate to be closed automatically with powered tailgate.

USB CHARGING POINTS

Want to charge a games console, tablet or smartphone whilst you're on the move? Discovery Sport has the option of six USB charging ports throughout all rows, to make charging your devices effortlessly simple.



*Whilst Land Rover continues to work closely with its partners to develop TV standards worldwide, we cannot guarantee the TV feature in all countries at all times.
WhiteFire® is a registered trademark of Unwired Technology LLC and any use of such marks by Land Rover is under licence.
Vehicle shown top right is Landmark Edition in Yulong White. Interior shown left and bottom right is HSE Luxury in Glacier/Lunar.



ENGINES

9-SPEED AUTOMATIC TRANSMISSION

The lightweight, compact 9-speed Automatic Transmission provides optimum fuel economy and CO₂ emissions, as well as greater control in low-grip conditions or when towing through the specially designed, ultra-low first gear.

The transmission is specifically designed for transverse applications, and is one of the most efficient and technically advanced ever used in a production vehicle. Two patented dog clutches replace the bulkier conventional set-up, allowing small ratio steps to give better response during acceleration, plus improved shift quality, drive and refinement.

The higher top gear not only reduces fuel consumption but the lower engine revs improve comfort and reduce noise when cruising at a sustained speed. The 9-speed Automatic Transmission is extremely robust and perfectly complements Land Rover's rugged all-terrain ability whilst delivering exceptionally high levels of refinement and efficiency.



Vehicle shown left is HSE Luxury in Scotia Grey.



INGENIUM DIESEL ENGINES

Land Rover's commitment to sustainability is manifest in its current range of vehicles, utilising a wide range of innovative and efficient technologies including intelligent Stop/Start and Brake Energy Regeneration. Discovery Sport's latest engine range is just the latest testament of innovation to provide further efficiency whilst not compromising on capability.

The FWD Ingenium 2,0 litre eD4 150PS Diesel engine produces 380Nm of torque and is optimised to deliver the best fuel economy in the range.



	ACCELERATION 0-100 KM/H (SECONDS)	TOP SPEED (KM/H)
2,0L eD4 Diesel 150PS (Manual)	10,4	180



TD4 150PS/180PS

Optimised for high efficiency, the Ingenium 2,0 litre 4-cylinder 150/180PS Turbocharged Diesel engine produces 380/430Nm of torque.

- High-pressure common rail direct fuel injection, exhaust variable cam timing and a high-efficiency water-cooled intercooler work in combination for a clean, efficient combustion.
- Intelligent, electronically controlled, adaptive engine cooling only engages when required – minimising fuel consumption and CO₂ emissions.
- The engine features a variable geometry turbocharger that adapts to the changing flow of exhaust gases for high torque throughout the rev range and responsiveness that is uniform, progressive and reduces lag.

SD4 240PS

The Ingenium 2,0 litre Twin Turbocharged Diesel, producing 240PS and 500Nm of torque, improves upon performance whilst maintaining impressive fuel economy.

- Series sequential twin turbochargers deliver an ideal combination of peak power performance and superior low speed driveability.
- Upgrades include a higher pressure common rail fuel system, increased from 1.800 to 2.200 bar, and an increased fuel injector flow rate. These combine to deliver optimised fuel economy, emissions and power delivery.
- The result is an engine that pushes performance boundaries of a four cylinder with the strong fuel economy inherent in the Ingenium range.



	ACCELERATION 0-100 KM/H (SECONDS) 5 / 5 + 2 SEATS	TOP SPEED (KM/H)
2,0L TD4 Diesel 150PS (Manual)	10,9 / 11,3	180
2,0L TD4 Diesel 150PS (Automatic)	10,9 / 11,3	180
2,0L TD4 Diesel 180PS (Manual)	9,9 / 10,3	188
2,0L TD4 Diesel 180PS (Automatic)	9,5 / 9,9	188
2,0L SD4 Diesel 240PS (Automatic)	7,6 / 7,9	204



INGENIUM PETROL ENGINES

Si4 240PS

The Ingenium 2,0 litre 4-cylinder 240PS Turbocharged Petrol engine produces 340Nm of torque, which helps to deliver outstanding driveability.

- The intelligent Continuously Variable Valve Lift (CVVL) system varies the extent to which inlet valves are opened, reducing engine-pumping losses. This lets the engine 'breathe' with maximum efficiency, optimising power and torque.
- CVVL works in combination with dual independent variable cam timing for ultimate operating flexibility, resulting in excellent power and fuel economy across the rev range.
- For excellent acceleration and effortless overtaking, maximum torque is available at 1.250rpm.
- The twin scroll turbocharger is fed by an integrated exhaust manifold which increases the transfer of energy to the turbine – significantly reducing turbo lag and improving engine response.

Si4 290PS

The high performance Ingenium 290PS 2,0 litre 4-cylinder Turbocharged Petrol engine features upgrades to the boosting system.

- Delivering a peak torque of 400Nm at 1.500rpm.
- The uprated turbocharger features a high flow compressor wheel delivering 26 percent more air, enabling a peak power output of 290PS.
- The twin-scroll turbocharger features ceramic ball-bearings which reduces friction and improves transient response.



	ACCELERATION 0-100 KM/H (SECONDS) 5 / 5 + 2 SEATS	TOP SPEED (KM/H) 5 / 5 + 2 SEATS
2,0L Si4 Petrol 240PS (Automatic)	7,4 / 7,7	200
2,0L Si4 Petrol 290PS (Automatic)	6,8 / 7,0	228* / 218



BODY AND CHASSIS

STRENGTH AND STABILITY

BODY

Discovery Sport features an extremely strong, lightweight body structure which has been developed using advanced, weight-saving materials to deliver outstanding stiffness and refinement together with exemplary characteristics in collision situations.

The structure is based on a steel monocoque foundation which is derived from Land Rover's compact SUV platform.

Lightweight technologies are used extensively in the body design including:

- Optimised steel body construction
- Aluminium bonnet, roof and tailgate panels
- Lightweight aluminium suspension components
- Magnesium cross car beam and front end carrier.

CHASSIS AND VEHICLE DYNAMICS

Discovery Sport has a chassis which has been specially developed by Land Rover engineers to deliver agile and refined on road dynamics along with the brand's legendary all-terrain capability. Lightweight aluminium chassis components are used extensively to improve suspension performance by increasing stiffness and reducing unsprung weight, while also reducing total vehicle weight.

The chassis features a number of innovations, such as Electric Power Assisted Steering (EPAS), which help the vehicle achieve its unique dynamic character and improved efficiency.

FRONT SUSPENSION

Aluminium components are used within the front suspension. The front suspension struts have advanced hydraulic rebound stops which help to manage the noise and loads caused by severe impacts such as speed humps, to maintain composure in urban and off-road environments.

COMPACT REAR SUSPENSION DESIGN

Discovery Sport has a fully independent suspension system with an advanced multi-link rear suspension design. This delivers enhanced dynamics and refinement together with a compact layout to provide increased interior space.


The system has been specifically developed to enhance Discovery Sport's unrivalled breadth of capability, offering responsive and agile handling together with supreme ride quality and refinement. Excellent wheel travel and articulation helps the vehicle achieve class-leading off-road performance.

The compact aluminium multi-link layout also creates a much more spacious rear compartment, with enhanced shoulder and elbow room, the option of 5 + 2 seating and increased luggage space.

Mounted on an optimised steel subframe, the system is light and stiff for optimum steering response, chassis performance and refinement.



LIGHTWEIGHT
CHASSIS
COMPONENTS



MAGNERIDE™
DAMPERS

INTEGRAL
MULTI-LINK
SUSPENSION

SAFETY

5* EURO NCAP RATING

As with every Land Rover, safety was a key priority in the development of Discovery Sport, resulting in a first-in-class pedestrian airbag, **Autonomous Emergency Braking**, and a state-of-the-art bodyshell featuring both ultra-high-strength steel and lightweight aluminium. Discovery Sport has been awarded the maximum five star safety rating from Euro NCAP*. In all variants, including 5 + 2 seat models, all seating positions are assessed to ensure a high standard of occupant protection. Discovery Sport also has a comprehensive occupant safety package including driver and passenger airbags, driver knee airbag, and side curtain and thorax airbags.

PEDESTRIAN PROTECTION SYSTEM

Discovery Sport features a state-of-the-art pedestrian airbag system. Designed and tested to the most rigorous standards including advanced virtual and real-world situations, it protects pedestrians from impact with the base of the windscreen by using an airbag mounted within a cover found at the trailing edge of the bonnet panel.

PASSENGER SEAT BELT CHECK SYSTEM



PRESSURE SENSORS

The system uses advanced pressure-tube sensors, located in the bumper, to detect impact.




ENHANCED PROTECTION

The shape of the deployed airbag offers enhanced protection to a pedestrian in the event of an impact.



DRIVER VISIBILITY

The airbag deployment has been designed to ensure that the effect on the driver's vision is minimised.



SAFETY SYSTEMS

- 1** PRESSURE SENSOR
- 2** PEDESTRIAN AIRBAGS

- 3** DRIVER AIRBAG
- 4** PASSENGER AIRBAG
- 5** DRIVER KNEE AIRBAG

- 6** SIDE CURTAIN AIRBAGS
- 7** SIDE THORAX AIRBAGS
- 8** AIRBAG DEACTIVATION SWITCH FOR FRONT PASSENGER

- 9** SEAT BELT REMINDER
- 10** SEAT BELT PRETENSIONERS
- 11** ISOFIX POINTS

ENVIRONMENTAL

SUSTAINABILITY

Sustainability is at the heart of everything we do and consequently all powertrains on Discovery Sport have been optimised to enhance sustainability by minimising fuel consumption and CO₂ emissions.

Both petrol and diesel engines feature the latest high-pressure direct injection technology and state-of-the-art low-friction designs which have been carefully developed to minimise frictional losses. While both 6-speed Manual and 9-speed Automatic Transmissions are specified with the latest low viscosity transmission fluid to maximise efficiency.

An advanced intelligent Stop/Start system is standard on both manual and automatic models which automatically shuts down the engine in just 300 milliseconds when the vehicle comes to rest. This improves fuel economy and CO₂ emissions by between five and seven percent.

A smart regenerative charging electrical system has also been introduced which has an intelligent power management system to prioritise charging when the vehicle is decelerating, capturing the wasted kinetic energy and reducing the fuel demand of the electrical system.

With up to 13,8kg of recycled plastic on Discovery Sport's diesel engines and 16kg on the Si4 petrol engine, as well as up to 22,3kg of renewable and natural materials in each vehicle, we are taking big steps in reducing our environmental footprint.





ECO MODE

This standard feature when activated prioritises the most efficient vehicle settings including Automatic Transmission*, **Active Driveline*** and comfort features like heating and air conditioning in order to minimise fuel consumption and CO₂ emissions.

The ECO Data feature provides drivers with information and feedback via the Touchscreen to help them adopt more economical driving habits.

OPTIMISED AERODYNAMICS

With its more streamlined profile, Discovery Sport is one of the most aerodynamic Land Rover vehicles.

LIGHTWEIGHT MATERIALS

To optimise vehicle performance and efficiency, Discovery Sport has been developed using lightweight materials and technologies. The vehicle has been designed with key weight saving technologies including an optimised steel body construction, aluminium bonnet, roof and tailgate panels, lightweight aluminium suspension components and a magnesium cross car beam and front end carrier.

The All Wheel Drive (AWD) components have also been optimised for weight. The interior has also been designed with efficiency in mind, with optimised seat structures which use laser-welded high tensile steel.

*Where fitted.

LIFE CYCLE ASSESSMENT

In order to minimise the vehicle's overall ecological impact, Discovery Sport is designed with a life cycle approach, aiming to minimise the environmental impact by considering the entire life cycle of the vehicle: from development and manufacturing, through customer use, to end-of-life recycling and re-use. Each element of the life cycle was analysed with a view to consuming fewer natural resources, using more sustainable materials and minimising the generation of waste.

DISCOVERY SPORT OFFERS YOU GREAT OPTIONS AND FLEXIBILITY TO PERSONALISE YOUR VEHICLE.

The following pages take you through a logical series of steps to make your vehicle suit your lifestyle. There are several choices: from selecting your engine and model to exterior and interior colours, wheels, finishes and those detailed touches to enable you to personalise your vehicle.

If you'd like to bring your options to life, go to our online configurator at landrover.com

56-57

1

**STEP 1
CHOOSE YOUR ENGINE**

You can select from a range of powerful petrol or diesel engines.

58-79

2

**STEP 2
CHOOSE YOUR MODEL
AND OPTIONS**

Compare the standard and optional features on each model.

80-81

3

**STEP 3
CHOOSE YOUR COLOUR**

There's a wide range on offer to enable you to express yourself.

82-83

4

**STEP 4
CHOOSE YOUR WHEELS**

There's a range of styles, each one designed to complement the bold exterior.

84-91

5

**STEP 5
CHOOSE YOUR INTERIOR**

When you choose your interior, you can personalise it by selecting your optimum seat configuration, the ideal colour combination of seats, materials and your preferred finisher. These three considerations help celebrate and enhance a sense of your own style.

92-97

6

**STEP 6
CHOOSE YOUR LAND ROVER
GEAR - ACCESSORIES**

This range of stylish and practical accessories can be tailored to suit any lifestyle.

98-99

TECHNICAL DETAILS

Technical information and data for dimensions, performance and specifications.

1

DRIVELINE, ENGINE PERFORMANCE AND FUEL ECONOMY

The superbly engineered range of petrol and diesel engines on offer are paired with a state-of-the-art 9-speed Automatic Transmission or a 6-speed Manual Transmission. When you choose a Front Wheel Drive (FWD) manual diesel engine, CO₂ can be as low as 149g/km, ensuring your vehicle is as efficient as possible.

			DIESEL									
			2,0L eD4		MANUAL		2,0L TD4		MANUAL			
POWER (PS)			150PS		150PS		150PS		180PS			
			Front Wheel Drive (FWD)		All Wheel Drive (AWD)		All Wheel Drive (AWD)		All Wheel Drive (AWD)			
Driveline			Front Wheel Drive (FWD)		All Wheel Drive (AWD)		All Wheel Drive (AWD)		All Wheel Drive (AWD)			
Power (kW / PS)			110 / 150		110 / 150		110 / 150		132 / 180			
Maximum torque Nm / rpm			380 / 1.750		380 / 1.750		380 / 1.750		430 / 1.750			
Capacity (cc)			1.999		1.999		1.999		1.999			
No. of cylinders			4		4		4		4			
Valves per cylinder			4		4		4		4			
Cylinder layout			In-line		In-line		In-Line		In-Line			
FUEL ECONOMY – NEDC EQUIVALENT (NEDC2)*			CLASS B	CLASS C	CLASS B	CLASS C	CLASS B	CLASS C	CLASS B	CLASS C		
Seating			5		5 / 5 + 2		5 / 5 + 2		5 / 5 + 2			
NEDC2 Consumption			Combined	l/100km (mpg)	5,7 (49,6)	5,8 (48,7)	6,5 (43,5) / 6,6 (42,8)	6,5 (43,5) / 6,6 (42,8)	6,4 (44,1) / 6,4 (44,1)	6,5 (43,5) / 6,6 (42,8)	6,4 (44,1) / 6,4 (44,1)	6,4 (44,1) / 6,5 (43,5)
NEDC2 CO ₂ Emissions			Combined	g/km	149	152	170 / 173	171 / 174	169 / 170	173 / 174	168 / 170	169 / 171
FUEL ECONOMY – WLTP**												
WLTP Consumption Test Energy			Low	l/100km (mpg)	6,8 (41,6)		7,4 (37,9)		7,6 (37,1)		7,7 (36,7)	
			High	l/100km (mpg)	7,3 (38,5)		8,1 (34,7)		8,3 (34,2)		8,3 (34,2)	
WLTP CO ₂ Emissions Test Energy			Low	g/km	178		195		200		202	
			High	g/km	192		213		217		217	

MODELS BY ENGINE

	PURE	SE	LANDMARK	HSE	HSE LUXURY
2,0L eD4 Diesel 150PS (Manual)	■	■		■	■
2,0L TD4 Diesel 150PS (Manual)	■	■		■	■
2,0L TD4 Diesel 150PS (Automatic)	■	■		■	■
2,0L TD4 Diesel 180PS (Manual)	■	■	■	■	■

Class B (18" and 19" wheels) Class C (17" and 20" wheels)

	DIESEL				PETROL					
	2,0L TD4		2,0L SD4		2,0L Si4					
	AUTOMATIC		AUTOMATIC		AUTOMATIC		AUTOMATIC			
	180PS		240PS		240PS		290PS			
Driveline	All Wheel Drive (AWD)		All Wheel Drive (AWD)		All Wheel Drive (AWD)		All Wheel Drive (AWD)			
Power (kW / PS)	132 / 180		177 / 240		177 / 240		213 / 290			
Maximum torque Nm / rpm	430 / 1.750		500 / 1.500		340 / 1.250		400 / 1.500			
Capacity (cc)	1.999		1.999		1.997		1.997			
No. of cylinders	4		4		4		4			
Valves per cylinder	4		4		4		4			
Cylinder layout	In-line		In-line		In-Line		In-Line			
FUEL ECONOMY – NEDC EQUIVALENT (NEDC2)†	CLASS B	CLASS C	CLASS B	CLASS C	CLASS B	CLASS C	CLASS B	CLASS C		
Seating	5 / 5 + 2		5 / 5 + 2		5 / 5 + 2		5 / 5 + 2			
NEDC2 Consumption	Combined	l/100km (mpg)	6,4 (44,1) / 6,4 (44,1)	6,6 (42,8) / 6,6 (42,8)	6,8 (41,5) / 6,9 (40,9)	7,0 (40,4) / 7,0 (40,4)	8,5 (33,2) / 8,6 (32,8)	8,6 (32,8) / 8,6 (32,8)	8,9 (31,7) / 9,1 (31,0)	9,1 (31,0) / 9,1 (31,0)
NEDC2 CO ₂ Emissions	Combined	g/km	169 / 170	174 / 174	181 / 182	184 / 186	193 / 193	197 / 197	203 / 204	207 / 208
FUEL ECONOMY – WLTP††										
WLTP Consumption Test Energy	Low	l/100km (mpg)	7,7 (36,8)		8,1 (34,9)		9,7 (29,1)		10,2 (27,6)	
	High	l/100km (mpg)	8,3 (34,2)		8,8 (32,1)		10,6 (26,7)		11,1 (25,5)	
WLTP CO ₂ Emissions Test Energy	Low	g/km	201		212		220		232	
	High	g/km	217		231		240		251	

MODELS BY ENGINE

	PURE	SE	LANDMARK	HSE	HSE LUXURY
2,0L TD4 Diesel 180PS (Automatic)	■	■	■	■	■
2,0L SD4 Diesel 240PS (Automatic)		■		■	■
2,0L Si4 Petrol 240PS (Automatic)	■	■		■	■
2,0L Si4 Petrol 290PS (Automatic)		■		■	■

2

EACH MODEL HAS A CHOICE OF ENGINES AND UNIQUE FEATURES

This guide will help you to select your ideal Discovery Sport.
On the following pages you'll see the key standard features for each model.

DISCOVERY SPORT PURE



- Brunel grille with Narvik Black surround
- Brunel fender vents
- Body-coloured door handles
- Narvik Black mirror caps
- Brunel Discovery script (bonnet and tailgate)
- Anthracite tow eye covers
- Narvik Black tailgate finisher

- Halogen headlights
- 17" 10 spoke 'Style 105' alloy wheels*
- Fabric seats
- 6-way manual front seats
- Front and Rear Park Aids
- Leather steering wheel
- Cruise Control and Speed Limiter
- Illuminated vanity mirrors

- Loadspace cover
- Autonomous Emergency Braking (AEB)
- Lane Departure Warning
- Heated door mirrors
- Land Rover Sound System.

DISCOVERY SPORT SE



- Contents of Pure, plus:
- Automatic headlights with rain sensing wipers
 - Two-zone Climate Control
 - Ambient Interior Lighting
 - Navigation.

- Replaces Pure content:
- Dark Atlas grille with Narvik Black surround
 - Dark Atlas fender vents
 - Body-coloured mirror caps
 - Dark Techno Silver tow eye covers
 - 18" 5 split-spoke 'Style 511' alloy wheels*
 - Power fold, heated door mirrors with approach lights
 - Land Rover Enhanced Sound System.

DISCOVERY SPORT HSE



Contents of SE, plus:

- Front fog lights
- Auto High Beam Assist (AHBA)
- Rear Camera
- Two-zone Climate Control with second row vents.

Replaces SE content:

- Atlas fender vents and grille with Narvik Black surround
- White Silver tow eye covers
- Xenon headlights with LED signature
- 19" 5 split-spoke 'Style 521' alloy wheels*
- Perforated grained leather seats
- 10-way electric front seats
- Meridian™ Sound System.

DISCOVERY SPORT HSE LUXURY



Contents of HSE, plus:

- Park Assist
- Traffic Sign Recognition
- Lane Keep Assist and Driver Condition Monitor
- Blind Spot Monitor and Reverse Traffic Detection
- Powered gesture tailgate
- Keyless Entry
- Configurable Ambient Interior Lighting
- Illuminated aluminium front treadplates with Discovery script.

Replaces HSE content:

- Noble Plated upper and lower door handles
- Atlas fog light surrounds, tailgate finisher and Discovery script (bonnet and tailgate)
- 19" 9 spoke 'Style 902' with Diamond Turned finish alloy wheels*
- Perforated Windsor leather seats
- 12-way electric front seats with memory
- Auto-dimming, power fold heated door mirrors with memory and approach lights.



LANDMARK EDITION

With a striking combination of exterior and interior features, Discovery Sport Landmark Edition has a bold, dynamic presence.

The distinctive design of the front bumper with Graphite Atlas grille and side vents is further enhanced by Graphite Atlas Discovery script and 19" 'Style 521' wheels in Gloss Dark Grey. The Landmark Edition is available in a choice of three exterior colours – Yulong White, Corris Grey and Narvik Black – uniquely combined with a Carpathian Grey contrast panoramic roof.

A stylish interior features Dark Grey Brushed Aluminium centre stack finishers, Ebony grained leather seats and Ebony headliner. The driving experience is enhanced by a range of technologies including Navigation and Front Parking Aid.



Dynamic style front bumper with Graphite Atlas Discovery script



19" 'Style 521' Gloss Dark Grey alloy wheels



Unique Carpathian Grey contrast roof with panoramic roof



Dark Grey Brushed Aluminium centre stack rails

PERSONALISING THE EXTERIOR

In addition to the standard finishes on Discovery Sport, you can tailor the exterior to suit your personal taste.

DYNAMIC DESIGN PACK



The Dynamic Design Pack takes the vehicle's arresting looks to greater heights. Its striking presence is enhanced by a range of design features including a choice of 19" or 20" alloy wheels and Chrome exhaust finishers¹ that truly set it apart.

- Narvik Black mesh grille and fender vents
- Narvik Black mirror caps
- Narvik Black fog light surround²
- Narvik Black Discovery script (bonnet and tailgate)
- Chrome exhaust finishers¹

- A choice of 19" Satin Dark Grey or 20" Gloss Black alloy wheels
- Dark Grey or Carmine Red Brushed Aluminium centre stack side rails³.

BLACK DESIGN PACK



The Black Design Pack gives the overall design of the vehicle a more assertive appearance, with exterior elements changed to Narvik Black and a choice of distinctive Gloss Black alloy wheels.

- Narvik Black grille and surround
- Narvik Black fender vents
- Narvik Black mirror caps
- Narvik Black Discovery script (bonnet and tailgate)

- Black contrast roof
- Choice of 18", 19" and 20" Gloss Black alloy wheels.

STANDARD AND OPTIONAL FEATURES

Engine Transmission, Suspension and Driving Dynamics

	OPTION CODE	2,0L eD4 (150)	2,0L TD4 (150)	2,0L TD4 (180)	2,0L SD4 (240)	2,0L Si4 (240)	2,0L Si4 (290)	DESCRIPTION
6-speed Manual Transmission		■	■	■	–	–	–	
9-speed Automatic Transmission	078BY	–	□	□	■	■	■	Please refer to page 43.
Front Wheel Drive (FWD)		■	–	–	–	–	–	
All Wheel Drive (AWD)		–	■	■	■	■	■	
Efficient Driveline		–	■	■	–	■	■	
Active Driveline	027JC	–	–	–	■	–	□	Please refer to page 27.
Adaptive Dynamics	027CY	–	–	□	□	□	□	Please refer to page 27.
Terrain Response		–	■	■	■	■	■	Please refer to page 20.
All Terrain Progress Control (ATPC) (1)	095CB	–	–	□	■	■	■	Please refer to page 23.
Torque Vectoring by Braking		–	■	■	■	■	■	
Hill Descent Control (HDC)		–	■	■	■	■	■	Please refer to page 25.
Hill Start Assist		■	■	■	■	■	■	
Stop/Start technology		■	■	■	■	■	■	
Anti-lock Braking System (ABS)		■	■	■	■	■	■	
Electronic Power Assisted Steering (EPAS)		■	■	■	■	■	■	
Traction Control System (TCS)		■	■	■	■	■	■	
Dynamic Stability Control (DSC)		■	■	■	■	■	■	
Roll Stability Control (RSC)		■	■	■	■	■	■	
Electric Parking Brake (EPB)		■	■	■	■	■	■	
Emergency Brake Assist (EBA)		■	■	■	■	■	■	
Electronic Brake-force Distribution (EBD)		■	■	■	■	■	■	
Push Button Start		■	■	■	■	■	■	
TOWING								
Trailer Stability Control		■	■	■	■	■	■	
Trailer Stability Assist		■	■	■	■	■	■	
Front and rear recovery hooks		■	■	■	■	■	■	

■ Standard □ Optional – Not Available.

(1) Optional on Pure, standard on SE, Landmark Edition, HSE and HSE Luxury with SD4 and Si4 engines.

Exterior Features and Finishers

	OPTION CODE	PURE	SE	LANDMARK	HSE	HSE LUXURY	DESCRIPTION
ROOF AND EXTERIOR DESIGN							
Body-coloured roof		■	■	-	■	■	
Fixed panoramic roof	041CX	□ (2)	□	■	□	□	Please refer to page 38.
Black contrast roof	080AN	□	□	-	□	□	
Grey contrast roof	080EE	-	□	-	□	□	
Carpathian Grey contrast roof		-	-	■	-	-	
Brunel grille with Narvik Black grille surround		■	-	-	-	-	
Brunel fender vents		■	-	-	-	-	
Dark Atlas grille with Narvik Black grille surround		-	■	-	-	-	
Dark Atlas fender vents		-	■	-	-	-	
Graphite Atlas grille		-	-	■	-	-	
Graphite Atlas fender vents		-	-	■	-	-	
Atlas grille with Narvik Black grille surround		-	-	-	■	■	
Atlas fender vents		-	-	-	■	■	
Body-coloured door handles		■	■	■	■	-	
Noble Plated upper and lower door handles		-	-	-	-	■	
Narvik Black mirror caps		■	-	■	-	-	
Body-coloured mirror caps		-	■	-	■	■	
Narvik Black tailgate finisher		■	■	■	■	-	
Atlas tailgate finisher		-	-	-	-	■	
Brunel Discovery script (bonnet and tailgate)		■	■	-	■	-	
Graphite Atlas Discovery script (bonnet and tailgate)		-	-	■	-	-	
Atlas Discovery script (bonnet and tailgate)		-	-	-	-	■	
Anthracite tow eye covers		■	-	-	-	-	
Dark Techno Silver tow eye covers		-	■	■ (3)	-	-	
White Silver tow eye covers		-	-	-	■	■	
Carpathian Grey front tow eye cover		-	-	■	-	-	

■ Standard □ Optional - Not Available.

(2) Only available with 60:40 second row seats with slide and recline. (3) Only applies to the rear tow eye cover on Landmark Edition.

STANDARD AND OPTIONAL FEATURES

Exterior Features and Finishers (continued)

	OPTION CODE	PURE	SE	LANDMARK	HSE	HSE LUXURY	DESCRIPTION
GLASS AND EXTERIOR MIRRORS							
Heated rear window		■	■	■	■	■	
Heated front windscreen	040AK	□	□	□	□	□	
Infrared reflective windscreen	047AP	□	□	□	□	□	This is a fine metallic coating made up of several layers of titanium and silver to create an infrared reflective coating, keeping the vehicle cooler in hot conditions.
Privacy glass	047AB	□	□	□	□	□	Provides increased privacy for rear passengers by restricting vision into the cabin.
Heated door mirrors		■	-	-	-	-	
Power fold, heated door mirrors with approach lights	030PD	□	■	■	■	-	
Auto-dimming, power fold, heated door mirrors with memory and approach lights	030NL	-	□ (1)	□ (1)	□ (1)	■	Working in conjunction with the auto-dimming interior rear view mirror, electrochromic mirror glass is triggered through a sensor activated by low or poor lighting conditions. The exterior mirror glass darkens proportionally to the light detected by the sensors.
HEADLIGHTS AND LIGHTING							
Halogen headlights		■	■ (2)	■	-	-	
Xenon headlights with LED signature	064CW	□	□ (3)	□	■	■	Includes rear LED lights and headlight power wash.
Adaptive Xenon headlights with LED signature	064DI	-	□	□	□	□	Includes rear LED lights and headlight power wash.
Automatic headlights and rain sensing wipers	030CQ	□	■	■	■	■	The headlights self-activate at low light levels and rain sensing wipers turn on as rain begins to fall.
Auto High Beam Assist (AHBA) (4)	030NT	□	□	□	■	■	Automatic High Beam Assist headlights automatically dip when traffic is detected, reverting when vehicles have passed.
Front fog lights (5)	064AP	□	□	-	■	■	

■ Standard □ Optional - Not Available.

(1) Only available with 12-way electric front seats with memory. (2) Not available on SE with Si4 290PS engine. (3) Standard on Si4 290PS engine.

(4) Only available with automatic headlights and rain sensing wipers. (5) Not available with Si4 290PS engine.

Wheel Features

	OPTION CODE	PURE	SE	LANDMARK	HSE	HSE LUXURY	DESCRIPTION
Tyre Repair System		■	■	■	■	■	
Locking wheel nuts		■	■	■	■	■	
Tyre Pressure Monitoring System (TPMS)		■	■	■	■	■	
Reduced section spare wheel (6) (7)	029NZ	□	□	□	□	□	
17" full size spare wheel (8)	029LL	□	□	–	□	□	
18" full size spare wheel (8)	028MA	□	□	–	□	□	
19" full size spare wheel (8)	028MB	□	□	□	□	□	
20" full size spare wheel (8)	028MC	–	□	–	□	□	

Seating, Interior Features and Finishers

	OPTION CODE	PURE	SE	LANDMARK	HSE	HSE LUXURY	DESCRIPTION
SEATING							
Fabric seats		■	■	–	–	–	
Partial leather seats	033JC	□ (9)	□	–	–	–	
Perforated grained leather seats	033JE	–	□	■	■	–	
Perforated Windsor leather seats		–	–	–	–	■	
6-way manual front seats		■	■	■	–	–	
10-way electric front seats (10)	300CA	–	□	□	■	–	
12-way electric front seats (10)	033UV	–	□	□	□	–	
12-way electric front seats with memory	033UF	–	□	□	□	■	
Centre console with armrest (10)	045AS	–	□	□	■	■	
Heated front seats	033BV	□	□	□	□	□	Please refer to page 38.
Heated and cooled front seats	033KO	–	□ (11)	□	□	□	Please refer to page 38.
Heated front and rear seats	033EQ	□ (12)	□	□	□	□	Heats the outboard second row seats. Please refer to page 38.
Heated and cooled front seats with heated rear seats	033GQ	–	□ (11)	□	□	□	Heats the outboard second row seats. Please refer to page 38.

■ Standard □ Optional – Not Available.

(6) Not available with 5 + 2 seats and tow bar. (7) Not available with 5 + 2 seats with the Si4 290PS engine. (8) Not available with 5 + 2 seats. The full size spare wheel will only come with the selected wheel size fitted.

(9) Only available as part of Pure Upgrade Pack. (10) Only available with partial leather or perforated grained leather seats. (11) Only available with perforated grained leather seats and electric or memory front seats.

(12) Only available with 60:40 second row seats with slide and recline.

STANDARD AND OPTIONAL FEATURES

Seating, Interior Features and Finishers (continued)

	OPTION CODE	PURE	SE	LANDMARK	HSE	HSE LUXURY	DESCRIPTION
SEATING							
60:40 fixed second row seats		■	-	-	-	-	Please refer to page 84.
60:40 second row seats with slide and recline	033CW	□ (1)	■	■	■	■	Please refer to page 84.
Second row centre headrest	033DB	□	■	■	■	■	
Rear armrest with twin cupholders	033LM	□	■	■	■	■	
5 + 2 seating (2)	033BI	□	□	□	□	□	Please refer to page 85.
STEERING WHEEL							
Manually adjustable steering column		■	■	■	■	■	
Leather steering wheel		■	■	■	■	■	
Heated steering wheel	032DV	□	□	□	□	□	Only available with leather steering wheel.
INTERIOR FINISHERS							
Ebony paint		■	-	-	-	-	Please refer to pages 86-87.
Satin Brushed Aluminium (3)	063BC	□	■	-	■	■	Please refer to pages 86-87.
Dark Grey Brushed Aluminium		-	-	■	-	-	
Glacier Brushed Aluminium (4)	063BE	-	□	-	-	□	Please refer to pages 86-87.
HEADLINING							
Cirrus headlining (5)		■	■	-	■	■	
Ivory headlining (6)	032CV	-	-	-	□	□	
Ebony headlining	032BU	□	□	■	□	□	

■ Standard □ Optional - Not Available.

(1) Only available with second row centre headrest and rear armrest with twin cupholders. (2) Not available with eD4 engine. (3) Not available with Glacier/Lunar interior. (4) Only available with Glacier/Lunar interior. (5) Not available with Almond, Ivory and Vintage Tan interiors. (6) Only available with Almond, Ivory and Vintage Tan interiors.

Seating, Interior Features and Finishers (continued)

	OPTION CODE	PURE	SE	LANDMARK	HSE	HSE LUXURY	DESCRIPTION
INTERIOR FEATURES							
Front centre stowage with twin cupholders		■	■	■	■	■	
Overhead grab handles		■	■	■	■	■	
Air conditioning		■	-	-	-	-	
Two-zone Climate Control	022AY	□	■	■	-	-	
Two-zone Climate Control with second row vents	022BN	-	□ (7)	□ (7)	■	■	
Cabin Air Quality Sensor	022FA	-	□	□	□	□	Advanced air filtration and air quality sensing system to facilitate automatic recirculation when outside air quality is poor or pollen counts are high.
Cooling vents and 1 USB in third row (8)	022EB	□	□	□	□	□	
Twin-blade sunvisor with illuminated vanity mirrors		■	■	■	■	■	
Manual dipping interior rear view mirror		■	-	-	-	-	
Auto-dimming interior rear view mirror	031CG	□	■	■	■	■	
Ambient Interior Lighting	064LC	□	■	■	■	-	
Configurable Ambient Interior Lighting	064LB	-	□	□	□	■	Please refer to page 38.
Smoker's Pack	094AA	□	□	□	□	□	Includes front row single ashtray and single cigar lighter.
Second row Smoker's Pack	094AD	□	□	□	□	□	Includes second row ashtray and cigar lighter.
First and second row Smoker's Pack	094AE	□	□	□	□	□	Includes front and second row ashtray and cigar lighter.
Illuminated aluminium front treadplates with Discovery script	048BD	-	□	□	□	■	
Carpet mats	079AJ	□	□	□	□	-	
Premium carpet mats		-	-	-	-	■	

■ Standard □ Optional - Not Available.

(7) Only available with electric seats. (8) Only available with 5 + 2 seating. Not available with eD4 engine.

STANDARD AND OPTIONAL FEATURES

Safety and Security

	OPTION CODE	PURE	SE	LANDMARK	HSE	HSE LUXURY	DESCRIPTION
Autonomous Emergency Braking (AEB)		■	■	■	■	■	
Pedestrian Protection System		■	■	■	■	■	
Airbags (driver and knee airbags, front passenger airbags, curtain airbags and side airbags)		■	■	■	■	■	
Perimetric alarm with remote panic alarm		■	■	■	■	■	
Audible seat belt warning		■	■	■	■	■	
Hazard lights under heavy braking		■	■	■	■	■	
Power operated child locks		■	■	■	■	■	
Second row ISOFIX child seat anchor points		■	■	■	■	■	
Auto-locking and collision unlocking system		■	■	■	■	■	
Intrusion sensor	076EL	□	□	□	□	□	The intrusion sensor offers enhanced theft-protection, using ultrasonic sensors to detect any intrusion into the cabin area when the vehicle is locked. When the alarm is activated, the vehicle emits an acoustic warning and the hazard warning lights are automatically switched on.
Premium alarm	076EG	□	□	□	□	□	Premium alarm features all the benefits of the intrusion sensor plus a tilt sensor and a self contained power source to ensure your vehicle alarm always remains active.

Driver Assistance, Convenience and Loadspace Features

	OPTION CODE	PURE	SE	LANDMARK	HSE	HSE LUXURY	DESCRIPTION
DRIVER ASSISTANCE							
Cruise Control and Speed Limiter		■	■	■	■	■	An enhancement to Cruise Control – Active Speed Limiter (ASL) – prevents you from going over the limit you have set.
Adaptive Cruise Control with Queue Assist (1)	065AG	□	□	□	□	□	Please refer to page 36.
Lane Departure Warning		■	■	■	■	–	Our Lane Departure Warning can help make long journeys much safer. It senses when your car is unintentionally drifting out of your lane, and notifies you with a visual alert and a gentle vibration of the steering wheel.
Lane Keep Assist and Driver Condition Monitor	086BD	□	□	□	□	■	Please refer to page 36.

■ Standard □ Optional – Not Available.

(1) Only available with Automatic Transmission.

Driver Assistance, Convenience and Loadspace Features (continued)

	OPTION CODE	PURE	SE	LANDMARK	HSE	HSE LUXURY	DESCRIPTION
DRIVER ASSISTANCE							
Traffic Sign Recognition	086DB	<input type="checkbox"/> (2)	<input type="checkbox"/>	<input type="checkbox"/>	<input type="checkbox"/>	<input checked="" type="checkbox"/>	Traffic Sign Recognition keeps you fully informed by displaying particular traffic signs in the instrument cluster where they can easily be seen, and as part of Head-up Display when fitted.
Rear Parking Aid		<input checked="" type="checkbox"/>	<input checked="" type="checkbox"/>	<input checked="" type="checkbox"/>	<input checked="" type="checkbox"/>	<input checked="" type="checkbox"/>	
Front Parking Aid		<input checked="" type="checkbox"/>	<input checked="" type="checkbox"/>	<input checked="" type="checkbox"/>	<input checked="" type="checkbox"/>	<input checked="" type="checkbox"/>	
Rear Camera	086FA	<input type="checkbox"/>	<input type="checkbox"/>	<input type="checkbox"/>	<input checked="" type="checkbox"/>	<input checked="" type="checkbox"/>	Please refer to page 37.
Park Assist	086HA	<input type="checkbox"/>	<input type="checkbox"/>	<input type="checkbox"/>	<input type="checkbox"/>	<input checked="" type="checkbox"/>	Please refer to page 37.
360° Surround Camera	086GC	<input type="checkbox"/> (3)	<input type="checkbox"/>	<input type="checkbox"/>	<input type="checkbox"/>	<input type="checkbox"/>	Please refer to page 37.
360° Surround Camera with Wade Sensing (4)	086GN	–	<input type="checkbox"/>	<input type="checkbox"/>	<input type="checkbox"/>	<input type="checkbox"/>	Please refer to page 25.
Blind Spot Monitor and Reverse Traffic Detection	086GF	<input type="checkbox"/> (3)	<input type="checkbox"/>	<input type="checkbox"/>	<input type="checkbox"/>	<input checked="" type="checkbox"/>	Please refer to page 36.
CONVENIENCE FEATURES							
Timed Climate	043BH	<input type="checkbox"/>	<input type="checkbox"/>	<input type="checkbox"/>	<input type="checkbox"/>	<input type="checkbox"/>	Please refer to page 38.
Keyless Entry	066AC	–	<input type="checkbox"/>	<input type="checkbox"/>	<input type="checkbox"/>	<input checked="" type="checkbox"/>	The driver is able to access and lock/alarm the vehicle without the need to take the remote smart key out of a bag or pocket.
HomeLink®	025CT	–	<input type="checkbox"/>	<input type="checkbox"/>	<input type="checkbox"/>	<input type="checkbox"/>	This universal transmitter can be programmed to operate up to three home or office wireless controlled systems, such as garage doors, automatic gates, or security lighting.
LOADSPACE FEATURES							
Loadspace cover		<input checked="" type="checkbox"/>	<input checked="" type="checkbox"/>	<input checked="" type="checkbox"/>	<input checked="" type="checkbox"/>	<input checked="" type="checkbox"/>	
Powered gesture tailgate	070BA	–	<input type="checkbox"/> (5)	<input type="checkbox"/> (5)	<input type="checkbox"/> (5)	<input checked="" type="checkbox"/>	Please refer to page 41.
Loadspace storage rails	135AH	<input type="checkbox"/>	<input type="checkbox"/>	<input type="checkbox"/>	<input type="checkbox"/>	<input type="checkbox"/>	The rails can be used in conjunction with the accessory load retention system. Please refer to page 98.
Detachable tow bar	028BL	<input type="checkbox"/>	<input type="checkbox"/>	<input type="checkbox"/>	<input type="checkbox"/>	<input type="checkbox"/>	Please refer to page 29.
Electrically deployable tow bar	028EJ	<input type="checkbox"/>	<input type="checkbox"/>	<input type="checkbox"/>	<input type="checkbox"/>	<input type="checkbox"/>	Please refer to page 29.

■ Standard □ Optional – Not Available.

(2) Only available with Navigation. (3) Only available with power fold mirrors. (4) Only available with Blind Spot Monitor with Reverse Traffic Detection and 12-way electric front seats with memory. (5) Only available with Keyless Entry.

HomeLink® is the registered trademark of Gentex Corporation.

STANDARD AND OPTIONAL FEATURES

Information, Communication and Entertainment

	OPTION CODE	PURE	SE	LANDMARK	HSE	HSE LUXURY	DESCRIPTION
Bluetooth® connectivity		■	■	■	■	■	
Protect		■	■	■	■	■	
8" Touchscreen (1)		■	■	■	■	■	
10" Touch Pro (2)		-	□	□	□	□	Please refer to page 31.
Land Rover Sound System		■	-	-	-	-	
Land Rover Enhanced Sound System	025MF	□	■	■	-	-	
Meridian™ Sound System	025MC	-	□	□	■	■	Please refer to page 32.
Meridian™ Surround Sound System (3) (4)	025LN	-	□	□	□	□	Please refer to page 32.
Digital Audio Broadcast (DAB) Radio	025JB	□	□	□	□	□	
Digital TV (2) (3) (5)	129AA	-	□	□	□	□	Please refer to page 41.
Rear Seat Entertainment (2) (3)	129AH	-	-	-	□	□	Please refer to page 41.
10" Touch Pro Dual View (2) (3)	087AS	-	□	□	□	□	Please refer to page 41.
Navigation	087AT	□	■	■	■	■	Please refer to pages 30-31 and 34-35.
Navigation Pro (4)	087AU	-	□	□	□	□	Please refer to pages 30-31 and 34-35.

■ Standard □ Optional - Not Available.

(1) Not available with Meridian™ Surround Sound System. (2) Only available with Meridian™ Surround Sound System. (3) Only available with Navigation Pro.

(4) Only available as part of Entertainment Pack and Entertainment Pack including Rear Seat Entertainment.

(5) Whilst Land Rover continues to work closely with its partners to develop TV standards worldwide, we cannot guarantee the TV feature in all countries at all times.

The Bluetooth® word mark and logo are owned by the Bluetooth SIG, Inc. and any use of such marks by Land Rover is under licence.

Information, Communication and Entertainment (continued)

	OPTION CODE	PURE	SE	LANDMARK	HSE	HSE LUXURY	DESCRIPTION
Single USB port in first row with charging located in IP shelf	015AB	<input type="checkbox"/>	<input type="checkbox"/>	<input type="checkbox"/>	<input type="checkbox"/>	<input type="checkbox"/>	
Single USB port in first row with charging located in centre console (6)	015BB	<input type="checkbox"/>	<input checked="" type="checkbox"/>	<input checked="" type="checkbox"/>	<input checked="" type="checkbox"/>	<input checked="" type="checkbox"/>	
Two USB ports in first row with charging (centre console and IP shelf) (6)	015BA	<input type="checkbox"/>	<input type="checkbox"/>	<input type="checkbox"/>	<input type="checkbox"/>	<input type="checkbox"/>	
Two USB ports in second row with charging	054AH	<input type="checkbox"/>	<input type="checkbox"/>	<input type="checkbox"/>	<input checked="" type="checkbox"/>	<input checked="" type="checkbox"/>	
Two USB ports in third row with charging (7)	054AI	<input type="checkbox"/>	<input type="checkbox"/>	<input type="checkbox"/>	–	–	
Two USB ports in second row and third row with charging (7)	054AJ	<input type="checkbox"/>	<input type="checkbox"/>	<input type="checkbox"/>	<input type="checkbox"/>	<input type="checkbox"/>	
InControl Apps	025PA	<input type="checkbox"/>	<input type="checkbox"/>	<input type="checkbox"/>	<input type="checkbox"/>	<input type="checkbox"/>	Please refer to pages 30-31 and 34-35.
Remote Premium (8)	011DA	<input type="checkbox"/>	<input type="checkbox"/>	<input type="checkbox"/>	<input type="checkbox"/>	<input type="checkbox"/>	Please refer to pages 30-31 and 34-35.
Wi-Fi Hotspot (8)	025RB	<input type="checkbox"/>	<input type="checkbox"/>	<input type="checkbox"/>	<input type="checkbox"/>	<input type="checkbox"/>	Please refer to pages 30-31 and 34-35.
Pro Services and Wi-Fi Hotspot (8)	025RC	–	<input type="checkbox"/>	<input type="checkbox"/>	<input type="checkbox"/>	<input type="checkbox"/>	Please refer to pages 30-31 and 34-35.
Secure Tracker	011AE	<input type="checkbox"/>	<input type="checkbox"/>	<input type="checkbox"/>	<input type="checkbox"/>	<input type="checkbox"/>	Please refer to pages 30-31 and 34-35.

■ Standard □ Optional – Not Available.

(6) Not available with Smoker's Pack and first and second row Smoker's Pack. (7) Only available with 5 + 2 seating. Not available with eD4 engine or cooling vents and 1 USB in third row. (8) Only available as part of Connect (Pro) Packs.

Remote Premium and Secure Tracker contain subscription services that can be extended after the initial term advised by your Land Rover Retailer. InControl features, options and their availability remain market dependent – check with your Land Rover Retailer for local market availability and full terms. Information and images displayed in relation to the InControl technology, including screens or sequences, are subject to software updates, version control and other system/visual changes depending on options selected. Mobile network connectivity cannot be guaranteed in all locations. InControl Apps and Remote App will need to be downloaded from the Apple/Play Store. All in-car features should be used by drivers only when safe for them to do so. Drivers must ensure they are in full control of the vehicle at all times.

OPTIONAL FEATURES

Option Packs

	OPTION CODE	PURE	SE	LANDMARK	HSE	HSE LUXURY
PURE UPGRADE PACK	021BO					
Partial leather seats		□	-	-	-	-
Satin Brushed Aluminium centre stack side rails		□	-	-	-	-
Carpet mats		□	-	-	-	-
VISION ASSIST PACK (1)	041CB					
Front fog lights		□	□	-	-	-
Xenon headlights with LED signature		□	□	-	-	-
Adaptive Xenon headlights with LED signature		-	-	-	□	□
360° Surround Camera		-	-	-	□	□
COLD CLIMATE PACK	072AC					
Heated front seats		□	-	-	-	-
Heated front and rear seats		-	□	□	□	□
Heated leather steering wheel		-	□	□	□	□
Heated front windscreen		□	□	□	□	□
CONVENIENCE PACK	074GQ					
Powered gesture tailgate		-	□	□	□	-
Keyless Entry		-	□	□	□	-
HomeLink®		-	□	□	□	-

□ Optional – Not Available.

(1) Not available with S14 290PS SE model.

HomeLink® is the registered trademark of Gentex Corporation.

Option Packs (continued)

	OPTION CODE	PURE	SE	LANDMARK	HSE	HSE LUXURY
ROW 3 PACK (2)	074OC					
60:40 second row seats with slide and recline		<input type="checkbox"/>	-	-	-	-
5 + 2 seating		<input type="checkbox"/>	<input type="checkbox"/>	<input type="checkbox"/>	<input type="checkbox"/>	<input type="checkbox"/>
Climate Control with high level vents to third row and single USB port		<input type="checkbox"/>	<input type="checkbox"/>	<input type="checkbox"/>	<input type="checkbox"/>	<input type="checkbox"/>
Configurable Ambient Interior Lighting		-	<input type="checkbox"/>	<input type="checkbox"/>	<input type="checkbox"/>	-
Rear seat centre armrest with two cupholders		<input type="checkbox"/>	-	-	-	-
Rear centre headrest		<input type="checkbox"/>	-	-	-	-
DRIVER ASSIST – TECH PACK	017FY					
Blind Spot Monitor and Reverse Traffic Detection		<input type="checkbox"/>	<input type="checkbox"/>	-	<input type="checkbox"/>	-
360° Surround Camera		<input type="checkbox"/>	<input type="checkbox"/>	-	<input type="checkbox"/>	-
Park Assist		<input type="checkbox"/>	<input type="checkbox"/>	-	<input type="checkbox"/>	-

Optional – Not Available.

(2) Not available with eD4 engine.

OPTIONAL FEATURES

Option Packs (continued)

	OPTION CODE	PURE	SE	LANDMARK	HSE	HSE LUXURY
ENTERTAINMENT PACK (1)	016AC					
Meridian™ Surround Sound System		-	<input type="checkbox"/>	<input type="checkbox"/>	<input type="checkbox"/>	<input type="checkbox"/>
Navigation Pro		-	<input type="checkbox"/>	<input type="checkbox"/>	<input type="checkbox"/>	<input type="checkbox"/>
ENTERTAINMENT PACK INCLUDING REAR SEAT ENTERTAINMENT (1)	016AJ					
Meridian™ Surround Sound System		-	-	-	<input type="checkbox"/>	<input type="checkbox"/>
10" Touch Pro Dual View		-	-	-	<input type="checkbox"/>	<input type="checkbox"/>
Navigation Pro		-	-	-	<input type="checkbox"/>	<input type="checkbox"/>
Rear Seat Entertainment		-	-	-	<input type="checkbox"/>	<input type="checkbox"/>
CONNECT PACK (2)	011CA					
InControl Apps		<input type="checkbox"/>	<input type="checkbox"/>	<input type="checkbox"/>	<input type="checkbox"/>	<input type="checkbox"/>
Wi-Fi Hotspot		<input type="checkbox"/>	<input type="checkbox"/>	<input type="checkbox"/>	<input type="checkbox"/>	<input type="checkbox"/>
Remote Premium		<input type="checkbox"/>	<input type="checkbox"/>	<input type="checkbox"/>	<input type="checkbox"/>	<input type="checkbox"/>
CONNECT PRO PACK (3)	011CF					
InControl Apps		-	<input type="checkbox"/>	<input type="checkbox"/>	<input type="checkbox"/>	<input type="checkbox"/>
Remote Premium		-	<input type="checkbox"/>	<input type="checkbox"/>	<input type="checkbox"/>	<input type="checkbox"/>
Pro Services and Wi-Fi Hotspot		-	<input type="checkbox"/>	<input type="checkbox"/>	<input type="checkbox"/>	<input type="checkbox"/>

Optional – Not Available.

(1) Only available with Connect Pro Pack. (2) Only available with Navigation. Online functionality and Wi-Fi connectivity is dependent on the installation of a micro SIM with a suitable data contract.

(3) Only available with Entertainment Pack and Entertainment Pack including Rear Seat Entertainment. Online functionality and Wi-Fi connectivity is dependent on the installation of a micro SIM with a suitable data contract.

Option Packs (continued)

	OPTION CODE	PURE	SE	LANDMARK	HSE	HSE LUXURY
HEAD-UP DISPLAY PACK	074OP					
Infrared reflective windscreen		<input type="checkbox"/>	<input type="checkbox"/>	<input type="checkbox"/>	<input type="checkbox"/>	<input type="checkbox"/>
Head-up Display		<input type="checkbox"/>	<input type="checkbox"/>	<input type="checkbox"/>	<input type="checkbox"/>	<input type="checkbox"/>
DETACHABLE TOW BAR PACK (5)	028GA					
Detachable tow bar		<input type="checkbox"/>	<input type="checkbox"/>	<input type="checkbox"/>	<input type="checkbox"/>	<input type="checkbox"/>
Rear Camera		<input type="checkbox"/>	<input type="checkbox"/>	<input type="checkbox"/>	-	-
360° Surround Camera		-	-	-	<input type="checkbox"/>	<input type="checkbox"/>
ELECTRICALLY DEPLOYABLE TOW BAR PACK (5)	028GC					
Electrically deployable tow bar		<input type="checkbox"/>	<input type="checkbox"/>	<input type="checkbox"/>	<input type="checkbox"/>	<input type="checkbox"/>
Rear Camera		<input type="checkbox"/>	<input type="checkbox"/>	<input type="checkbox"/>	-	-
360° Surround Camera		-	-	-	<input type="checkbox"/>	<input type="checkbox"/>
INTELLIGENT DYNAMICS PACK (6)	017AI					
Active Driveline		-	<input type="checkbox"/>	-	<input type="checkbox"/>	<input type="checkbox"/>
Adaptive Dynamics		-	<input type="checkbox"/>	-	<input type="checkbox"/>	<input type="checkbox"/>

Optional – Not Available.

(5) Maximum towing capacity 2.500kg and 2.200kg for 5 + 2 seating (capacity dependent upon engine, powertrain variant and seating). (6) Only available with Si4 290PS engine.

OPTIONAL FEATURES

Option Packs (continued)

	OPTION CODE	PURE	SE	LANDMARK	HSE	HSE LUXURY
BLACK PACK WITH 18" WHEEL AND BLACK CONTRAST ROOF (1) (2)	032GV					
Black exterior		<input type="checkbox"/>	<input type="checkbox"/>	-	-	-
Black contrast roof		<input type="checkbox"/>	<input type="checkbox"/>	-	-	-
18" 5 split-spoke 'Style 511' with Gloss Black finish		<input type="checkbox"/>	<input type="checkbox"/>	-	-	-
BLACK PACK WITH 19" WHEEL AND BLACK CONTRAST ROOF (2)	032GA					
Black exterior		-	<input type="checkbox"/>	-	<input type="checkbox"/>	<input type="checkbox"/>
Black contrast roof		-	<input type="checkbox"/>	-	<input type="checkbox"/>	<input type="checkbox"/>
19" 5 split-spoke 'Style 521' with Gloss Black finish		-	<input type="checkbox"/>	-	<input type="checkbox"/>	<input type="checkbox"/>
BLACK PACK WITH 20" WHEEL AND BLACK CONTRAST ROOF (2)	032GB					
Black exterior		-	-	-	<input type="checkbox"/>	<input type="checkbox"/>
Black contrast roof		-	-	-	<input type="checkbox"/>	<input type="checkbox"/>
20" 5 split-spoke 'Style 511' with Gloss Black finish		-	-	-	<input type="checkbox"/>	<input type="checkbox"/>
BLACK PACK WITH 18" WHEEL (2)	032GW					
Black exterior		-	<input type="checkbox"/>	-	-	-
18" 5 split-spoke 'Style 511' with Gloss Black finish		-	<input type="checkbox"/>	-	-	-
BLACK PACK WITH 19" WHEEL (2)	032GF					
Black exterior		-	<input type="checkbox"/>	-	<input type="checkbox"/>	<input type="checkbox"/>
19" 5 split-spoke 'Style 521' with Gloss Black finish		-	<input type="checkbox"/>	-	<input type="checkbox"/>	<input type="checkbox"/>
BLACK PACK WITH 20" WHEEL (2)	032GG					
Black exterior		-	-	-	<input type="checkbox"/>	<input type="checkbox"/>
20" 5 split-spoke 'Style 511' with Gloss Black finish		-	-	-	<input type="checkbox"/>	<input type="checkbox"/>

Optional – Not Available.

(1) Only available with eD4 and TD4 150PS Pure. (2) Not available with eD4 or Si4 290PS engine. Not available with other Design Packs.

Option Packs (continued)

	OPTION CODE	PURE	SE	LANDMARK	HSE	HSE LUXURY
DYNAMIC EXTERIOR DESIGN PACK (2)	074QH					
Dynamic exterior		-	<input type="checkbox"/>	-	<input type="checkbox"/>	<input type="checkbox"/>
Xenon headlights with LED signature		-	<input type="checkbox"/>	-	-	-
Front fog lights		-	<input type="checkbox"/>	-	-	-
19" 5 split-spoke 'Style 525' with Dark Satin Grey finish		-	<input type="checkbox"/>	-	<input type="checkbox"/>	-
20" 5 split-spoke 'Style 511' Gloss Black finish		-	-	-	-	<input type="checkbox"/>
COMPLETE DYNAMIC DESIGN PACK – SE (2)	074QG					
Dynamic exterior		-	<input type="checkbox"/>	-	-	-
Dynamic SE interior (3)	074SG	-	<input type="checkbox"/>	-	-	-
Xenon headlights with LED signature		-	<input type="checkbox"/>	-	-	-
Centre console with sliding armrest		-	<input type="checkbox"/>	-	-	-
Front fog lights		-	<input type="checkbox"/>	-	-	-
19" 5 split-spoke 'Style 525' with Satin Dark Grey finish		-	<input type="checkbox"/>	-	-	-
COMPLETE DYNAMIC DESIGN PACK – HSE/HSE LUXURY (2)	074QI					
Dynamic exterior		-	-	-	<input type="checkbox"/>	<input type="checkbox"/>
Dynamic HSE interior (3)	074SH	-	-	-	<input type="checkbox"/>	<input type="checkbox"/>
12-way electric front seats with memory		-	-	-	<input type="checkbox"/>	-
Auto-dimming, power fold, heated door mirrors with memory and approach lights		-	-	-	<input type="checkbox"/>	-
19" 5 split-spoke 'Style 525' with Satin Dark Grey finish		-	-	-	<input type="checkbox"/>	-
20" 5 split-spoke 'Style 511' with Gloss Black finish		-	-	-	-	<input type="checkbox"/>

Optional – Not Available.

(3) Interior available as an option on the Si4 290PS engine.

3

Now you have chosen your Discovery Sport model, you can select your exterior paint colour. From rich, deep lustres to incandescent metallic patinas, our paints incorporate the latest in pigment technologies. Our solid paints produce a deep flat colour. Our metallics deliver a sparkle finish that is sure to catch the eye. And our premium metallic paints enhance both the colour and the intensity of the sparkle or sleek metallic finish to give your vehicle even more presence.

Fuji White* (solid)

Optional Contrast Roof Colour*

Black Grey



Narvik Black (solid)

Optional Contrast Roof Colour*

Grey



Yulong White (metallic)

Optional Contrast Roof Colour*

Black Grey



Indus Silver* (metallic)

Optional Contrast Roof Colour*

Black Grey



Corris Grey (metallic)

Optional Contrast Roof Colour*

Black



Scotia Grey* (metallic)

Optional Contrast Roof Colour*

Black



Byron Blue* (metallic)

Optional Contrast Roof Colour*

Black

Grey



Loire Blue* (metallic)

Optional Contrast Roof Colour*

Black

Grey



Santorini Black* (metallic)

Optional Contrast Roof Colour*

Grey



Firenze Red* (metallic)

Optional Contrast Roof Colour*

Black

Grey



Namib Orange* (premium metallic)

Optional Contrast Roof Colour*

Black

Grey



Carpathian Grey* (premium metallic)

Optional Contrast Roof Colour*

Black

Grey



4

CHOOSE YOUR WHEELS

There are 18 wheel styles to choose from. Sizes range from 17" to the highly desirable 20". With distinctive design cues, each one adds its own character to the overall look of the vehicle.

To see the wheels available on your model visit the configurator at landrover.com



17" 5 SPOKE
'STYLE 522'



17" 10 SPOKE
'STYLE 105'



18" 5 SPLIT-SPOKE
'STYLE 511'



18" 5 SPLIT-SPOKE
'STYLE 511'
WITH GLOSS DARK GREY FINISH



18" 5 SPLIT-SPOKE
'STYLE 511'
WITH GLOSS BLACK FINISH



18" 5 SPOKE
'STYLE 518'



18" 9 SPOKE
'STYLE 109'



19" 5 SPLIT-SPOKE
'STYLE 521'



19" 5 SPLIT-SPOKE
'STYLE 521'
WITH GLOSS DARK GREY FINISH



19" 5 SPLIT-SPOKE
'STYLE 521'
WITH GLOSS BLACK FINISH



19" 9 SPOKE
'STYLE 902'



19" 9 SPOKE
'STYLE 902'
WITH DIAMOND TURNED FINISH



19" 5 SPLIT-SPOKE
'STYLE 525'
WITH SATIN DARK GREY FINISH



19" 5 SPLIT-SPOKE
'STYLE 523'
WITH CERAMIC POLISHED FINISH
AND RED PINSTRIPE*



20" 5 SPLIT-SPOKE
'STYLE 524'
WITH SATIN POLISHED FINISH*



20" 5 SPLIT-SPOKE
'STYLE 511'



20" 5 SPLIT-SPOKE
'STYLE 511'
WITH GLOSS DARK GREY FINISH



20" 5 SPLIT-SPOKE
'STYLE 511'
WITH GLOSS BLACK FINISH

5

CHOOSE YOUR INTERIOR – SEAT CONFIGURATION



60:40 Second Row Seats with Slide and Recline

Fitted as standard on SE, Landmark Edition, HSE and HSE Luxury, these seats have forwards/backwards movement of 160mm allowing truly flexible use of space for luggage or to maximise passenger legroom. The seats can also recline to provide even greater comfort.

60:40 Fixed Second Row Seats (not shown)

Standard on Pure models the 60:40 five-seat configuration features three comfortable seating positions.




















5 + 2 Seating

A neatly integrated third row of seats can be specified to give you even more versatility. These seats are ideal for children and teenagers, or adults on short journeys.

They are easily accessed by tipping and sliding forward the second row seats. When folded, the third row seats leave a flat floor in the luggage compartment as if it were a five-seat model.

CHOOSE YOUR INTERIOR – COLOUR COMBINATIONS

	(A)	(B)	(C)	(D)	(E)	(F)	EXCLUSIVE TO DYNAMIC DESIGN PACK		
COLOURWAYS	EBONY / EBONY (page 88)	CIRRUS / LUNAR (page 89)	GLACIER / LUNAR (page 89)	ALMOND / EBONY (page 88)	VINTAGE TAN / EBONY (page 89)	IVORY / EBONY (page 89)	(G) EBONY / EBONY with Pimento detail (page 90)	(H) EBONY / EBONY with Cirrus detail (page 91)	(I) CIRRUS / EBONY with Ebony detail (page 91)
INTERIOR COLOUR									
Seat colour	Ebony	Cirrus	Glacier	Almond	Vintage Tan	Ivory	Ebony	Ebony	Cirrus
Carpet	Ebony	Lunar	Lunar	Ebony	Ebony	Ebony	Ebony	Ebony	Ebony
MODEL									
Pure (fabric)	○	–	–	–	–	–	–	–	–
Pure (partial leather)	○ ¹	–	–	–	–	–	–	–	–
SE (fabric)	○	–	–	–	–	–	–	–	–
SE (partial leather)	○	○	○	–	–	–	–	–	–
SE (perforated grained leather)	○	○	○	–	–	–	○	○	○
Landmark Edition (perforated grained leather)	○	–	–	–	–	–	–	–	–
HSE (perforated grained leather)	○	○	–	○	–	–	–	–	–
HSE (perforated Windsor leather)	–	–	–	–	–	–	○	○	○
HSE Luxury (perforated Windsor leather)	○	–	○	–	○	○	○	○	○
CENTRE STACK SIDE RAILS									
 Ebony paint ²	■	–	–	–	–	–	–	–	–
 Satin Brushed Aluminium	■	■	–	■	■	■	–	–	–
 Glacier Brushed Aluminium	–	–	■	–	–	–	–	–	–
 Carmine Red Brushed Aluminium	–	–	–	–	–	–	■	–	–
 Dark Grey Brushed Aluminium	■ ³	–	–	–	–	–	–	■	■
EXTERIOR COLOUR									
 Fuji White	○	○	○	○	○	○	○	○	○
 Narvik Black	▲	○	○	▲	▲	▲	▲	▲	▲
 Yulong White	▲	▲	○	○	○	○	○	○	○
 Indus Silver	○	▲	○	○	○	○	○	○	○
 Corris Grey	▲	▲	▲	○	○	○	○	▲	○
 Scotia Grey	○	○	▲	○	○	○	○	○	○
 Byron Blue	○	▲	○	○	○	▲	○	○	○
 Loire Blue	○	○	○	○	○	▲	○	○	○
 Santorini Black	▲	○	○	▲	▲	▲	▲	○	▲
 Firenze Red	▲	○	○	○	○	○	▲	▲	○
 Namib Orange	▲	○	○	○	○	▲	○	▲	○
 Carpathian Grey	○	▲	▲	○	○	○	○	○	○

■ Standard ○ Combination is Available – Not Available ▲ Combination is Designer's Choice.

¹Only available as part of the trim level Pure Upgrade Pack. ²Available on Pure models only. ³Available on Landmark Edition only.

The above table is designed as a guide. Please contact your nearest Land Rover Retailer for more information.



	1	2	3	4	5	6
COLOURWAYS	DOOR CASING INSERT	DOOR ROLL TOP	FACIA TOPPER	DOOR LOWER	CENTRE STACK SIDE RAILS	FACIA MID-SECTION
A	Ebony / Ebony	Ebony	Ebony	Ebony	Satin Brushed Aluminium ⁴	Ebony
B	Cirrus / Lunar	Lunar	Cirrus	Lunar	Satin Brushed Aluminium	Cirrus
C	Glacier / Lunar	Lunar	Glacier	Lunar	Glacier Brushed Aluminium	Glacier
D	Almond / Ebony	Ebony	Almond	Ebony	Satin Brushed Aluminium	Almond
E	Vintage Tan / Ebony	Vintage Tan	Ebony	Ebony	Satin Brushed Aluminium	Ebony
F	Ivory / Ebony	Ebony	Ivory	Ebony	Satin Brushed Aluminium	Ivory
G	Ebony / Ebony with Pimento detail	Ebony	Ebony	Ebony	Carmine Red Brushed Aluminium	Ebony
H	Ebony / Ebony with Cirrus detail	Ebony	Ebony	Ebony	Dark Grey Brushed Aluminium	Ebony
I	Cirrus / Ebony with Ebony detail	Ebony	Cirrus	Ebony	Dark Grey Brushed Aluminium	Cirrus

⁴Pure models feature centre stack side rails in Ebony paint as standard. Landmark models feature Dark Grey Brushed Aluminium centre stack side rails as standard.
Interior shown above is HSE Luxury in Glacier / Lunar.

AVAILABLE INTERIOR COLOUR COMBINATIONS

The cabin in Discovery Sport embodies the finest of contemporary living. Bold horizontal and vertical lines and superb levels of comfort create a space in which you and your family and friends will want to spend time. A wide range of colourways and seat materials are available to suit all tastes.

- A** **Ebony / Ebony** (available on Pure, SE, Landmark Edition, HSE and HSE Luxury)



Interior shown: Ebony fabric.

- D** **Almond / Ebony** (available on HSE only)



Interior shown: Almond perforated grained leather.

B Cirrus / Lunar (available on SE and HSE)



Interior shown: Cirrus partial leather.

C Glacier / Lunar (available on SE and HSE Luxury)



Interior shown: Glacier perforated grained leather.

E Vintage Tan / Ebony (available on HSE Luxury only)



Interior shown: Vintage Tan perforated Windsor leather.

F Ivory / Ebony (available on HSE Luxury only)



Interior shown: Ivory perforated Windsor leather.

EXCLUSIVE TO DYNAMIC DESIGN PACK

Available exclusively as part of Dynamic Design Pack are a choice of three striking colourways in perforated grained leather on SE or perforated Windsor leather on HSE and HSE Luxury. The look is augmented by the unique micropiping featured on the seats and headrest.

G **Ebony / Ebony with Pimento stitching and piping**
(available on Dynamic Design Pack only)



Interior shown: Ebony perforated Windsor leather with Pimento stitching and piping.

H Ebony / Ebony with Cirrus stitching and piping
(available on Dynamic Design Pack only)



Interior shown: Ebony perforated Windsor leather with Cirrus stitching and piping.

I Cirrus / Ebony with Ebony piping
(available on Dynamic Design Pack only)



Interior shown: Cirrus perforated Windsor leather with Ebony piping.

6

LAND ROVER GEAR – ACCESSORIES



Discovery Sport is so capable and adaptable it can get straight to work across a huge variety of vastly differing conditions and roles. Even so, some owners want to add their own stamp of individuality by tailoring their Discovery Sport to their specific needs with a range of stylish, practical accessories that are tough, versatile and bring an opportunity for personalisation.

Importantly, these accessories can be added by your Land Rover Retailer at any stage during the vehicle's life – not just when it's new. Naturally, Land Rover Accessories are designed, tested and manufactured to the same exacting standards as the original equipment fitted to your vehicle.

DESIGN



Bright Side Tubes¹
VPLCP0209

Highly polished stainless steel side tubes provide an off-road inspired appearance, designed to complement the vehicle's exterior design.



Stainless Steel Undershield – Front²
VPLCP0212

The off-road designed undershield, manufactured from stainless steel, features a premium Bright Polished finish for the front of the vehicle.



Stainless Steel Undershield – Rear^{2,3}
VPLCP0213

The off-road designed undershield, manufactured from stainless steel, features a premium Bright Polished finish for the rear of the vehicle.



Loadspace Organiser Tray
VPLCS0340

Convenient loadspace organiser provides segregated compartments to stow delicate items or separate shopping/luggage. Featuring lockable lids, it is secured via loadspace 'D' loops.



Sill Treadplates – Illuminated
VPLCS0286LAA – Lunar
VPLCS0286PVJ – Ebony (not shown)

Sill treadplates featuring illuminated Discovery script. Supplied as a pair for driver and front passenger sides of the vehicle.



Sill Treadplates – Personalised
VPLCS0343PVJ – Ebony
VPLCS0343LAA – Lunar (not shown)

Personalised illuminated treadplates allow you to choose a personalised message using an approved set of fonts/typefaces which will be highlighted in White illumination when the front doors are open. Available as front pair only.

¹Fitting of side tubes may affect the off-road capability of vehicle. ²Not available with Dynamic Design Pack.
³Not compatible with vehicles equipped with 5 + 2 seating, reduced section spare wheel and towing systems.

TOURING



Sunshades
 VPLCS0298 – Second row
 VPLCS0297 – Third row
 VPLCS0296 – Tailgate (not shown)

Easy to install or remove, these sun blinds provide increased comfort helping to protect passengers from heat and glare of the sun. Three versions available for the second row, third row passenger side windows and the rear tailgate.



Roof Rails¹
 VPLCR0137 – Silver finish (panoramic roof)
 VPLCR0133 – Silver finish (fixed roof)²
 VPLCR0136 – Black finish (panoramic roof)
 VPLCR0132 – Black finish (fixed roof)²

Roof rails facilitate easy fitment of cross bars for roof carrying. Pre-set positioning points ensure cross bars are fixed in optimum position for weight distribution and dynamics. Maximum payload is 75kg³.

Cross Bars¹
 VPLCR0131
 Elegant, durable Bright finish aluminium cross bars, with T-track design which utilises the full length of the bars, providing space to mount multiple accessories. Aerodynamic profile minimises drag and wind noise.



Roof Box¹
 VPLWR0100 – Large Sports Roof Box¹
 VPLVR0061 – Sports Roof Box¹ (not shown)
 VPLVR0062 – Luggage Roof Box¹ (not shown)

Available in a range of sizes, all versions can be mounted either side for kerbside opening in any country and include integral locks for security and peace of mind. Carrying capacity ranges from 320 litres for the sports box to the 410 litre luggage box or the capacious 430 litre large sports box. Maximum payload 75kg³.



Loadspace Rails
 VPLCS0349

Loadspace mounted rails to help increase the flexibility of loadspace storage, also allowing the fitment of the luggage retention kit stowage system. The loadspace retention kit consists of a pack of attachments that fix into the loadspace rails via a quick lock/quick release system to help provide a comprehensive and flexible solution for retaining luggage and other items within the loadspace. The attachment pack includes a retractable strap with inertia reel and telescopic rod.

Luggage Retention Kit
 VPLCS0324



Seat Back Stowage
 VPLVS0182 – Premium leather
 VPLVS0181 – Standard (not shown)

Manufactured from the same premium leather offered on the vehicle, complemented with soft touch interior lining and magnetic button clasps. Provides convenient stowage solution for the rear of the front seats with multiple compartments for stowing small items.



Click and Go Accessory System
 VPLRS0388

The Click and Go range is a multi-purpose seat-back system for second row passengers. The versatile Click and Go Base fixes between the headrest mountings and further attachments can be added to hold tablets, bags and shirts or jackets. Each attachment is sold separately. The base can be easily removed when not in use. Image shown is Click and Hang (VPLRS0390).

SPORTING



Loadspace Liner Tray
VPLCS0274
VPLCS0268 – With luggage divider (not shown)

Semi-rigid waterproof loadspace liner tray with a raised lip on three sides to protect loadspace floor and side wall carpets from dirt or wet equipment.



Aperture Retention Net
VPLCS0267

The aperture retention net prevents small items from falling out of the loadspace when the tailgate is opened and maximises packing space. Manufactured from premium lightweight materials including high grade machined aluminium to ensure robust quality.



Rear Loadspace Treadplate Finisher
VPLCS0287LAA – Lunar
VPLCS0287PVJ – Ebony (not shown)

Manufactured from stainless steel with a Bright finish, the rear loadspace treadplate finisher provides protection for the loadspace trim when loading or unloading.



Tow Bar Mounted Bike Carrier
VPLVR0067 – Two Bike Carrier⁴
VPLVR0069 – Three Bike Carrier⁴
(not shown)

The tow bar mounted bike carrier features a one hand, quick attach/release tow bar coupling mechanism and can be tilted away from the vehicle, by use of a foot pedal, to allow easy access into the rear tailgate. The tailgate can be opened with carrier in deployed/folded position. Manufactured from aluminium and other lightweight materials, the bike carrier also features a rear lighting and licence plate mount and it is lockable for security. The carrier has a folding/sliding mechanism to allow ease of stowage when not in use. A holder and ratchet function ensure bicycles are safely secured. Maximum load capacity 51kg (on the three bike carrier).



Towing System – Detachable Tow Bar⁵
Towing Electrics – 13 Pin⁶
VPLCT0182

Convenient and easy to use, the detachable tow bar ensures a clean look when not in use. Please contact your nearest Land Rover Retailer for feature and vehicle availability.



Towing System – Fixed Height Flanged Tow Bar⁵
Towing Electrics – 13 Pin⁶
VPLCT0182



Waterproof Seat Covers
VPLCS0291SVA – Front (Almond)
VPLCS0292SVA / VPLCS0293SVA – Second row / third row (Almond – not shown)

Helps protect seats from mud, dirt, wear and tear. Easily fitted and machine washable.



VPLCS0291PVJ – Front (Ebony)
VPLCS0292PVJ / VPLCS0293PVJ – Second row / third row (Ebony – not shown)

⁴Heat shield is required for two and three tow bar mounted bike carrier – VPLWR0124. ⁵Maximum towing capacity 2.500kg and 2.200kg for 5 + 2 seating (capacity dependent upon engine, powertrain variant and seating). ⁶Towing electrics must be ordered with part shown, please consult your Land Rover Retailer for further information.

OUTDOOR



Pet Pack with Mat
Luggage Partition – Full Height
VPLCS0299

Combines the loadspace rubber mat with the full height partition, to protect both your vehicle and your pet. The rubber mat is waterproof, protecting the vehicle's loadspace floor carpet. The full height partition prevents access to the passenger compartment, while safely containing and protecting your pet.

Loadspace Mat – Rubber¹
VPLCS0279



Luggage Partition – Half Height
VPLCS0300

Designed to prevent luggage from entering the passenger compartment. The design of the luggage partition has been optimised to second row seating featuring tilt functionality.



Loadspace Mat – Rubber
VPLCS0279

Waterproof rubber mat helps to protect the rear loadspace carpet from general dirt. Rubber mat extension for protection of the back of the rear seats when folded down also available – Part No: VPLCS0273.



Fixed Side Steps²
VPLCP0210

The side step aids entry and exit to the vehicle and improves access to the roof. Design features include Bright stainless steel edge trim and a rubber tread mat.



Mudflaps
VPLCP0203 – Front
VPLCP0204 – Rear
VPLCP0277 – Rear with 5 + 2 seating³

Mudflaps are a popular upgrade for reducing spray and ensuring paintwork is protected from debris and dirt. Designed to complement vehicle exterior design.



Mudflaps – Dynamic only
VPLCP0311 – Front
VPLCP0312 – Rear
VPLCP0313 – Rear with 5 + 2 seating³



Rubber Floor Mats
VPLCS0281
VPLCS0280 – Third row (not shown)

Rubber footwell mats help provide protection from general dirt.

¹Pet pack can be fitted with either loadspace mat – rubber (VPLCS0279) or loadspace liner tray (VPLCS0274).

²Fitting of side steps may affect the off-road capability of vehicle. ³Offered for vehicles equipped with reduced section spare wheel.

OTHER



Mirror Covers – Noble
VPLCB0251

Noble Chrome Plated mirror covers designed to enhance Discovery Sport's exterior design cues. This neat design upgrade complements various Bright finish exterior trims.



Wind Deflectors – Side Windows
VPLCP0258

Wind deflectors for side windows to help to improve comfort levels in the cabin when driving with windows open, by reducing air turbulence and noise and allowing fresh air to be circulated in the cabin.



Pedestrian Airbag System
LR067898 – Gloss Black

A Gloss Black finish to the pedestrian airbag system is designed to enhance Discovery Sport's exterior design cues. This striking design upgrade complements various exterior trims and paint colours.



Luxury Carpet Mat Set
VPLCS0282LAA – Lunar
VPLCS0282PVJ – Ebony (not shown)

Luxurious, tailored, deep pile 2.05g/m² carpet mat set, with waterproof backing, provide a well appointed finishing touch to the interior.



Gearshift Paddles
VPLVS0187MMU – Aluminium
VPLVS0187CAY – Aluminium Red

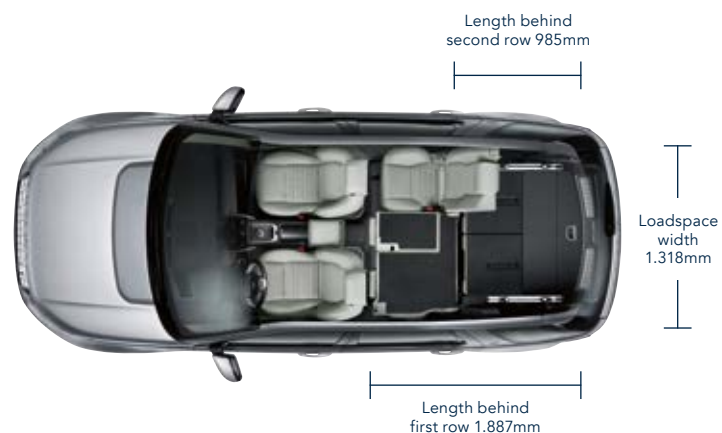
Complete the look and feel of your steering wheel with premium aluminium paddles. Gearshift paddles are machine polished, anodised and hand brushed to provide exceptional wear resistance with a premium finish.



Sports Pedal Covers
VPLHS0044 – Automatic Transmission vehicles
VPLVS0178 – Sport Footrest (Automatic Transmission vehicles)
VPLHS0045 – Manual Transmission vehicles (not shown)

Stainless steel Bright finish sports pedal covers are easy to fit and feature hidden fixings for a clean finish.

DIMENSIONS AND CAPABILITIES



Standard Ride Height

With roof antenna 1.724mm

Headroom

Maximum front headroom with panoramic roof 1.021mm
Rear headroom 984mm

Loadspace Capacity

Rear seats upright
Height 778mm, Width 1.318mm
Maximum loadspace volume 981 litres
Loadspace width between arches 1.108mm
Maximum length at floor 985mm
Rear seats folded
Length behind first row 1.887mm
Length behind second row 985mm
Height 778mm, Width 1.318mm
Maximum loadspace volume 1.698 litres
Loadspace width between arches 1.108mm
Maximum length at floor 1.887mm

Obstacle Clearance


Standard ride height 211mm

Turning Circle

Kerb-to-kerb 11,67m
Wall-to-wall 11,86m
Turns lock-to-lock 2,36

Wading Depth

Maximum wading depth 600mm



	A	B	C
Ride Height			
Standard	Approach Angle 23,4°	Ramp Angle 20°	Departure Angle 31°



TECHNICAL SPECIFICATION, PERFORMANCE AND KEY DATA

	DIESEL						PETROL	
	2,0L eD4		2,0L TD4		2,0L SD4		2,0L Si4	
	MANUAL	MANUAL	MANUAL	AUTOMATIC	AUTOMATIC	AUTOMATIC	AUTOMATIC	AUTOMATIC
POWER (PS)	150PS	150PS	180PS	150PS	180PS	240PS	240PS	290PS
Seating	5	5 / 5 + 2	5 / 5 + 2	5 / 5 + 2	5 / 5 + 2	5 / 5 + 2	5 / 5 + 2	5 / 5 + 2
ENGINE DATA								
Bore (mm)	83	83	83	83	83	83	83	83
Stroke (mm)	92,35	92,35	92,35	92,35	92,35	92,35	92,29	92,29
Compression ratio (:1)	15,5	15,5	15,5	15,5	15,5	15,34	10+/-0,5	10+/-0,5
BRAKES								
Front type	Single Piston Sliding Caliper	Single Piston Sliding Caliper	Single Piston Sliding Caliper	Single Piston Sliding Caliper	Single Piston Sliding Caliper	Single Piston Sliding Caliper	Single Piston Sliding Caliper	Single Piston Sliding Caliper
Front diameter (mm)	325	325	325	325	325	349	325	349
Rear type	Single Piston Sliding Caliper	Single Piston Sliding Caliper	Single Piston Sliding Caliper	Single Piston Sliding Caliper	Single Piston Sliding Caliper	Single Piston Sliding Caliper	Single Piston Sliding Caliper	Single Piston Sliding Caliper
Rear diameter (mm)	300	300	300	300	300	300 / 325	300	300 / 325
Park brake				Electric Park Brake (EPB) integrated into brake caliper				
WEIGHTS (kg)								
Weight (EU Unladen)	1.732	1.775 / 1.874	1.775 / 1.874	1.785 / 1.884	1.785 / 1.884	1.896 / 1.990	1.796 / 1.883	1.884 / 1.947
Gross vehicle weight	2.380	2.505 / 2.660	2.505 / 2.660	2.505 / 2.660	2.505 / 2.660	2.550 / 2.750	2.505 / 2.660	2.505 / 2.710
Maximum mass on each axle (front)	1.250	1.340 / 1.310	1.340 / 1.310	1.340 / 1.310	1.340 / 1.310	1.340 / 1.340	1.340 / 1.310	1.340 / 1.310
Maximum mass on each axle (rear)	1.200	1.270 / 1.430	1.270 / 1.430	1.270 / 1.430	1.270 / 1.430	1.310 / 1.510	1.270 / 1.430	1.270 / 1.510
TOWING (kg)								
Unbraked trailer	750	750	750	750	750	750	750	750
Maximum towing	1.800	2.000 / 2.000	2.000 / 2.000	2.200 / 2.200	2.500 / 2.200	2.500 / 2.200	2.000 / 2.000	2.000 / 2.000
Maximum coupling point / nose weight	100	100 / 100	100 / 100	100 / 100	100 / 100	100 / 100	100 / 100	100 / 100
Maximum vehicle and trailer combination / gross train weight	4.180	4.505 / 4.660	4.505 / 4.660	4.705 / 4.860	5.005 / 4.860	5.050 / 4.950	4.505 / 4.660	4.505 / 4.710
ROOF CARRYING (kg)								
Maximum roof load (including roof rails)	75	75	75	75	75	75	75	75
PERFORMANCE								
Maximum speed (km/h)*	180	180	188	180	188	204	200	228** / 218
Acceleration (secs) 0-100km/h*	10,4	10,9 / 11,3	9,9 / 10,3	10,9 / 11,3	9,5 / 9,9	7,6 / 7,9	7,4 / 7,7	6,8 / 7,0
Fuel tank capacity – usable	54	54	54	54	54	54	68,5	68,5
Diesel Particulate Filter (DPF)	■	■	■	■	■	■	-	-

■ Standard – Not Available.

*Always obey local speed limits. **If vehicle fitted with 18" wheels the top speed will be 221km/h.

WORLD OF LAND ROVER

Your Land Rover has been designed and engineered to help you make more of your world. It can take you to places other vehicles simply can't reach in a style that cannot be matched. To celebrate the Land Rover lifestyle, we've put together a range of experiences, publications and Land Rover branded goods. There's a world to explore. Get out there and enjoy it.

ADVENTURE DRIVES

From the sheer exhilaration of the Arctic ice to the awe-inspiring dunes of Namibia, Land Rover Adventure Drives offer you once-in-a-lifetime experiences that bring the spirit and emotion of our vehicles to life.

Search 'Land Rover Adventure Travel' for full details.

EXPERIENCE DRIVES


Get behind the wheel of the latest Land Rovers under the expert guidance of our qualified instructors. From Taster Drives to advanced Full Day experiences, there's a wide range available at one of the expanding network of Experience Centres across the world.

Search 'Land Rover Experience' for full details.

MANUFACTURING TOURS

These behind-the-scenes tours are a unique opportunity to step inside our state-of-the-art manufacturing facilities where the latest Land Rovers are born. This combination of unrivalled craftsmanship and cutting-edge robotics can be seen at either Halewood or Solihull.

Search 'Land Rover Behind the Scenes' for full details.





BRAND PARTNERSHIPS

Integrity, courage, pride, composure and capability; these are the values Land Rover shares with its partners. Whether the International Federation of Red Cross and Red Crescent Societies (IFRC), Rugby World Cup 2019™ or Virgin Galactic, each one is driven by exceptional people prepared to face extreme challenges and push their capabilities to the very limits.

Search 'Land Rover Partnerships' for full details.

ONELIFE MAGAZINE

Free twice a year for your first three years as a Land Rover owner, this award-winning magazine features the best in photography, authoritative journalism and expert insights. Onelife takes you right into the heart of exclusive experiences and extraordinary adventures, whilst keeping you up to date with the latest innovations, design and lifestyle choices.

Search 'Land Rover Featured Articles' for full details.

HUMANITARIAN PARTNERSHIPS

Since 1954, Land Rover have supported the International Federation of Red Cross and Red Crescent Societies in reaching 150 million people needing aid in 189 National Societies.

Search 'Land Rover Responsibility' for full details.

LAND ROVER COLLECTION

Our latest range of clothing and luxury leather goods is crafted with the same design excellence and attention to detail as our vehicles. We also have a collection that honours Land Rover's unique heritage and features expedition-inspired gifts and apparel.

Search 'Land Rover Collection' for full details or visit your local Land Rover Retailer.





YOUR PEACE OF MIND

CUSTOMER SERVICE

When you bring your Land Rover to us, we use cutting-edge diagnostic equipment to assess all your vehicle's mechanical and electronic systems. Our qualified Technicians use tools specifically designed for our vehicles and only fit genuine Land Rover parts and Gear accessories. A choice of service plans are available which, together with Roadside Assistance, ensures complete peace of mind.

For further details contact your local Land Rover Retailer or search 'Land Rover Ownership'.

LAND ROVER ROADSIDE ASSISTANCE

Land Rover Assistance provides assistance in motoring emergencies, from immobilisation due to breakdown or accident to minor problems such as punctures. You can rely on our roadside assistance, whatever the situation, wherever you happen to be.

For further details please consult your Warranty Benefits handbook, contact your nearest Land Rover Approved Service Centre or search 'Land Rover Roadside Assistance'.

LAND ROVER FINANCIAL SERVICES

Getting the keys to your very own Land Rover has never been so simple. And it's more affordable than you might think. New or used, for personal or business use, we have an option that puts you in complete control.

For further details contact your local Land Rover Retailer or search 'Land Rover Finance'.

FLEET & BUSINESS

Land Rover is dedicated to being the premium manufacturer of choice for fleets and businesses, by providing a highly attractive range of vehicles and exemplary customer service. Distinctive, capable and versatile, all Land Rover vehicles deliver low Total Cost of Ownership through strong residual values, competitive service, maintenance and repair costs, and impressive fuel economy and CO₂ emissions.

We are also committed to providing a totally customer-focused aftersales service, which will ensure every Land Rover vehicle is kept on the road and in top condition, in the easiest and most cost-efficient way for businesses.

Search 'Land Rover Fleet and Business' for full details.

IMPORTANT NOTICE: Jaguar Land Rover Limited is constantly seeking ways to improve the specification, design and production of its vehicles, parts and accessories and alterations take place continually. Whilst every effort is made to produce up to date literature, this brochure should not be regarded as an infallible guide to current specifications or availability, nor does it constitute an offer for the sale of any particular vehicle, part or accessory. Distributors and retailers are not agents of Jaguar Land Rover Limited by any express or implied undertaking or representation.

The colours reproduced here are subject to the limitations of the printing process and may therefore vary slightly from the actual vehicle. The company reserves the right to alter or withdraw any colour finish without notice. Some of these colours may not be obtainable in your country. Please check availability of colours and current specifications with your Land Rover Retailer. Distributors and retailers are not agents of Jaguar Land Rover Limited and have absolutely no authority to bind Jaguar Land Rover Limited to any express or implied undertaking or representation.

Castrol EDGE Professional exclusively recommended by Land Rover.

Vehicle shown left is HSE Luxury in Scotia Grey. Vehicle shown on the front and back cover is Landmark Edition in Yulong White.

Jaguar Land Rover Limited

Registered Office: Abbey Road, Whitley,
Coventry CV3 4LF United Kingdom.

Registered in England: Number 1672070

landrover.com

© Copyright Jaguar Land Rover
Limited 2018

1L5501910000BGBEN01P

